

Deporte en edad escolar

GIMNASIADA ISF 2009



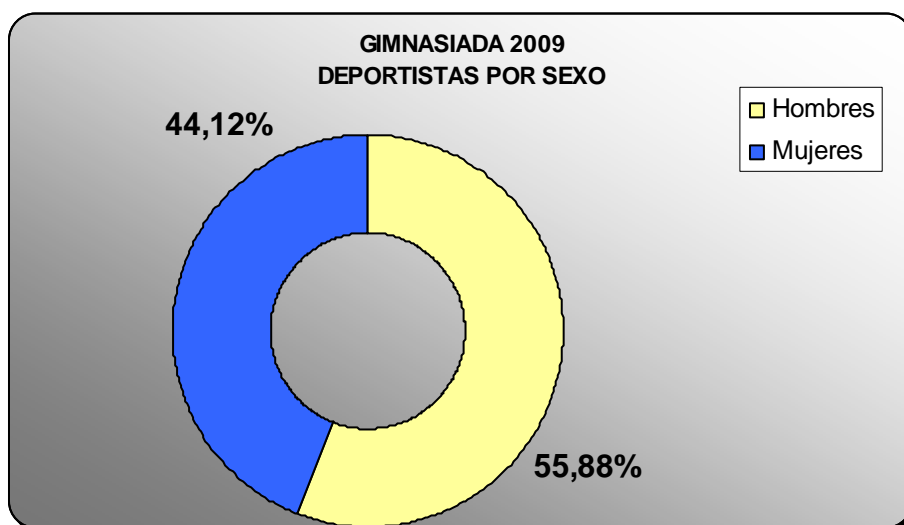
GIMNASIADA 2009

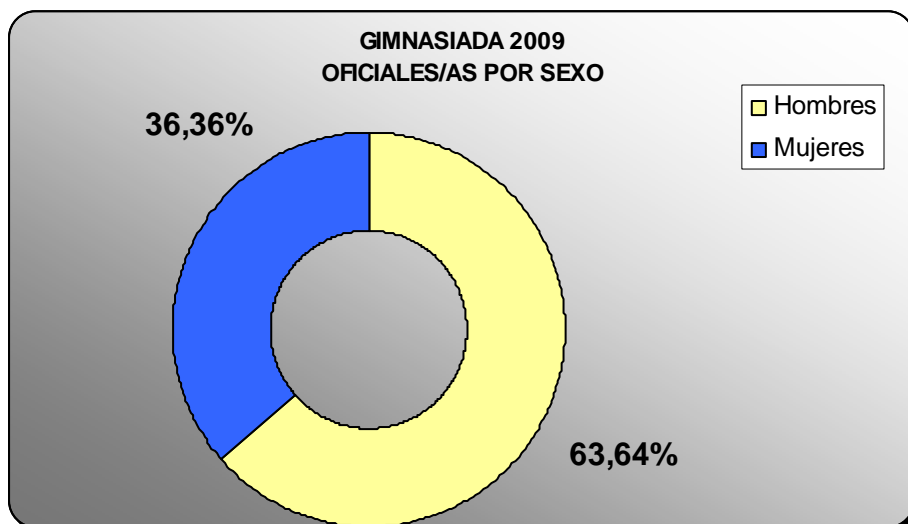


PAÍS: QATAR
LOCALIDAD: DOHA
FECHA: 6-13 DE DICIEMBRE

DELEGACIÓN ESPAÑOLA:

PARTICIPACIÓN GIMNASIADA 2009							
Deporte/Función	Deportistas			Oficiales/as			TOTAL
	H	M	Total Deportistas	H	M	Total Oficiales/as	
ATLETISMO	22	15	37	4	2	6	43
GIMNASIA ARTÍSTICA	4	0	4	2	0	2	6
GIMNASIA RÍTMICA	0	3	3	0	2	2	5
NATACIÓN	12	12	24	4	0	4	28
CSD/Comités ISF	0	0	0	4	4	8	8
TOTALES =	38	30	68	14	8	22	90





Función	Organismo	Nombre	Apellidos
Representante del CSD	CSD	JUAN MANUEL	HUELI AMADOR
Jefe Delegación	CSD	TOMÁS	VALLES RODRÍGUEZ
Asistente del Jefe Delegación	CSD	FRANCISCO	DURÁN SERRANO
Asistente del Jefe Delegación	CSD	SUSANA	PÉREZ ARROYO
Médico	CSD	FERNANDO	GUTIÉRREZ ORTEGA
Médica	CSD	NIEVES	PALACIOS GIL-ANTUÑANO
Comisión Ejecutiva ISF	CSD/ISF	ANA	VALENTI DEL POZO
Comisión Técnica ISF/GR	CSD/ISF	MERCEDES	CADENS
Entrenador ATL	RFEA	JOSÉ	GARCIA GROSSOCORDON
Entrenador ATL	RFEA	JOSE ANTONIO	GARCÍA FEIJOO
Entrenador ATL	RFEA	JORGE	MARÍN PADILLA
Entrenador ATL	RFEA	CLAUDIO	VENEZIANO
Entrenador ATL	RFEA	Mª TERESA	ZÚÑIGA DOMINGUEZ
Fisioterapeuta ATL	RFEA	RAQUEL	SALDAÑA HORMIGOS
Deportista ATL	RFEA	BERTRAN	ALCARAZ GARCIA
Deportista ATL	RFEA	FERNANDO	CARRO MORILLO
Deportista ATL	RFEA	JORGE	DEBON GIL
Deportista ATL	RFEA	VICENTE	DOCAVO DAVIU
Deportista ATL	RFEA	ARNAU	ERTA MAJO
Deportista ATL	RFEA	ALEJANDRO	ESTEVEZ MARTIN
Deportista ATL	RFEA	JORDI	FELIP MIRALLES
Deportista ATL	RFEA	ALBERTO	GAVALDA PINA

Función	Organismo	Nombre	Apellidos
Deportista ATL	RFEA	ENRIQUE	GONZALEZ SANCHEZ
Deportista ATL	RFEA	PEDRO JOSE	MARTIN CALZADILLA
Deportista ATL	RFEA	ENRIQUE	MORALES MARQUEZ
Deportista ATL	RFEA	GABRIEL	NAVARRO LUCAS
Deportista ATL	RFEA	ALEJANDRO	NOGUERA HERNANDEZ
Deportista ATL	RFEA	RUBEN	ORTIZ GARCIA
Deportista ATL	RFEA	ADRIAN	PEREZ RAMIREZ
Deportista ATL	RFEA	VICTOR	PUYUELO PARDO
Deportista ATL	RFEA	DAVID	RUIZ GEA
Deportista ATL	RFEA	DIDAC	SALAS PLANAS
Deportista ATL	RFEA	JULIAN	SANTIAGO CASTILLO
Deportista ATL	RFEA	PABLO	TORRIJOS NAVARRO
Deportista ATL	RFEA	ALEJANDRO	VIELVA ALVAREZ
Deportista ATL	RFEA	JOSE ANTONIO	VIZUETE PEREZ
Deportista ATL	RFEA	ELENA	CERDAN GARCIA
Deportista ATL	RFEA	RAQUEL	COSME BARJA
Deportista ATL	RFEA	BLANCA	FERNANDEZ DE LA GRANJA
Deportista ATL	RFEA	CRISTINA	FERRANDO FORES
Deportista ATL	RFEA	CLAUDIA	GARCIA JOU
Deportista ATL	RFEA	NEUS	GONYALONS MARTINEZ
Deportista ATL	RFEA	LEYRE	MARTIN LARRAIN
Deportista ATL	RFEA	ELENA	MORENO HUERTA
Deportista ATL	RFEA	LIDIA	PARADA SANTOS
Deportista ATL	RFEA	MARIA JOSE	PEREZ MORENO
Deportista ATL	RFEA	ANNA	PUIGBERT AYMA
Deportista ATL	RFEA	ARIADNA	RAMOS GANDIA
Deportista ATL	RFEA	CARMEN	SANCHEZ PARRONDO
Deportista ATL	RFEA	VICTORIA	SAULEDA FERRER
Deportista ATL	RFEA	ALICIA	VARAS MEIS
Entrenador NAT	RFEN	JOSE	LOPEZ MORATILLA
Entrenador NAT	RFEN	LUIS	RODRIGUEZ ADALIA
Entrenador NAT	RFEN	PABLO	TERRADILLOS SUAREZ
Fisioterapeuta NAT	RFEN	FRANCISCO JAVIER	REYES SALAMANCA
Deportista NAT	RFEN	EDUARD	GALDEANO CASTILLO

Función	Organismo	Nombre	Apellidos
Deportista NAT	RFEN	YERAI	LEBON IRIARTE
Deportista NAT	RFEN	ADRIAN	MANTAS MOTA
Deportista NAT	RFEN	AITOR	MARTINEZ RODRIGUEZ
Deportista NAT	RFEN	MATTHEW	MCMANEMY BARRERA
Deportista NAT	RFEN	JORDI	MONTOYA MARTI
Deportista NAT	RFEN	MARCO	PALACIOS MARTIN
Deportista NAT	RFEN	MARC	PERELLO FERRER
Deportista NAT	RFEN	ISMAEL	RAHMUNI DEL POZO
Deportista NAT	RFEN	GERARD	RODRIGUEZ LOPEZ
Deportista NAT	RFEN	EDUARDO	SOLAECHÉ GOMEZ
Deportista NAT	RFEN	ALEX	VERA GOMEZ
Deportista NAT	RFEN	EVELYN	ALVAREZ PEREZ
Deportista NAT	RFEN	ELISABETH	ARPAL SALVADOR
Deportista NAT	RFEN	SARA	CAÑAS GARRIDO
Deportista NAT	RFEN	CRISTINA	GARCÍA MAURI
Deportista NAT	RFEN	TERESA	GUTIERREZ PEÑA
Deportista NAT	RFEN	ANNA AÍDA	MARTI ARASA
Deportista NAT	RFEN	CRISTINA	MOYANO GUILLEN
Deportista NAT	RFEN	SILVIA	PIQUER MANZANEDO
Deportista NAT	RFEN	EVA	PLAZA ORTEGA
Deportista NAT	RFEN	CLARA	RODRIGUEZ ALIBERAS
Deportista NAT	RFEN	ANA ISABEL	VADILLO FERNANDEZ
Deportista NAT	RFEN	NOELIA	ZORITA PEÑUELAS
Jueza GR	RFEG	BERTA	VEIGA VILA
Entrenadora GR	RFEG	IRATXE	AURREKOETXEA URRUTIKOETXEA
Deportista GR	RFEG	NATALIA	MORA GIMENO
Deportista GR	RFEG	EUGENIA	ONOPKO ONOPKO
Deportista GR	RFEG	JULIA	USÓN CARVAJAL
Juez GAM	RFEG	BENJAMIN	BANGO MELCON
Entrenador GAM	RFEG	ALVARO	MONTESINOS YAGO
Deportista GAM	RFEG	NESTOR	ABAD SAN JUAN
Deportista GAM	RFEG	ROBERTO	ALVAREZ SERRANO
Deportista GAM	RFEG	FABIAN	GONZALEZ VIDAL
Deportista GAM	RFEG	ALBERTO	TALLON FERNANDEZ

RESULTADOS MÁS DESTACADOS

Para ver los resultados completos se puede acceder a la página web oficial de la ISF (www.isfsports.org) o a la de la Gimnasiada (www.gymnasiade.com)

ATLETISMO

En atletismo, nuestros deportistas obtuvieron 5 medallas (1 oro, 3 platas y 1 bronce):

- Oro: Rubén Ortiz, Enrique González, Alberto Gavaldá y Bertrán Alcaraz
(Relevo masculino)
- Plata: Ariadna Ramos (Triple salto)
Didac Salas (Pértiga)
Julián Santiago (110 mv)
- Bronce: Fernando Carro (3000 ml)

Triple Jump Girls

Final 8 DEC 2009 / 9:05

Rank	Bib Name	Nat	Order	Result
1	818 BORODINA Yana	RUS	5	12.98
2	674 RAMOS GANDIA Ariadna	ESP	6	12.13
3	693 ASSANI ISSOUF Jeanine	FRA	3	12.06
4	743 BELLIO Martina	ITA	4	11.99
5	615 HERCULANO Marianeidiane	BRA	2	11.24
6	813 THOMAS Reyra Alen	QAT	1	10.44

Javelin Girls

Final 8 DEC 2009 / 17:30

Rank	Bib Name	Nat	Order	Result
1	682 LAASMAA Liina	EST	5	51.70
2	857 DERUN Kateryna	UKR	2	45.84
3	839 WANG An-Li	TPE	10	44.88
4	746 CLEAN Martina	ITA	8	44.72
5	715 JONES Freya	GBE	4	44.65
6	698 LECURIEUX Prescilla	FRA	12	43.29
7	770 PLEIMLING Noemie	LUX	13	42.78
8	671 PARADA SANTOS Lidia	ESP	7	41.45
9	690 SAILY Tiina	FIN	15	40.34
10	729 RIZOU Christina	GRE	11	40.33
11	821 EROSHINA Anna	RUS	3	38.52
12	676 SANCHEZ PARRONDO Carmen	ESP	14	38.09
13	683 SADEIKO Grete	EST	6	35.16
14	851 ALNASSAI Saeeda Khamis	UAE	1	16.74
	790 AL HARTHY Khulood	OMA	9	NM

**Pole Vault Boys**

Final

8 DEC 2009 / 17:35

Rank	Bib	Name	Nat	Order	Result	
1	227	MENALDO Kevin	FRA	10	5.05	SB
2	188	SALAS PLANAS Didac	ESP	3	5.00	SB
3	289	FUSIANI Simone	ITA	2	4.85	
4	216	BOIRIE Baptiste	FRA	8	4.55	
5	387	BERDNIKOV Denis	RUS	1	4.45	
6	405	CHI Chien-Hao	TPE	9	4.00	
6	187	JITENDER Jitender	IND	6	4.00	
	252	LASKARIS Panagiotis	GRE	5	NM	
	147	MICHAEL Anastasis	CYP	7	NM	
	122	SANTOS Wesley	BRA	4	NM	

400m Hurdles Boys

Final

9 DEC 2009 / 18:05

Rank	Bib	Name	Nat	Lane	Reaction time	Result	
1	266	BENCOSME DE LEON Jose Reynaldo	ITA	3	0.177	51.76	
2	195	MAGI Rasmus	EST	4	0.226	52.75	SB
3	126	LI Yikun	CHN	7	0.193	53.49	
4	274	PATANO Francesco	ITA	6	0.344	53.77	
5	310	KARAM Yousif	KUW	8	0.175	54.17	
6	179	GONZALEZ SANCHEZ Enrique	ESP	2	0.245	55.07	
7	150	SILVESTROS Andreas	CYP	1	0.219	55.39	
8	112	CORREA Ricardo	BRA	5	0.279	55.82	

100m Girls

Final

9 DEC 2009 / 18:15

Wind: +1.3 m/s

Rank	Bib	Name	Nat	Lane	Reaction time	Result	
1	738	NGUYEN Anasztazia	HUN	4	0.223	11.90	
2	745	BONGIORNI Anna	ITA	6	0.188	12.07	
3	736	KOMISZAR Kriszta	HUN	5	0.171	12.18	
4	607	GREEN Elia Tiriseyani	AUS	7	0.158	12.29	
5	837	SYU Siang-Ru	TPE	3	0.192	12.38	
6	725	PESIRIDOU Elisavet	GRE	2	0.247	12.61	
7	678	VARAS MEIS Alicia	ESP	8	0.185	12.64	
8	657	DOMSKA Lucie	CZE	1	0.290	12.72	

400m Girls

Final

9 DEC 2009 / 18:50

Rank	Bib	Name	Nat	Lane	Reaction time	Result	
1	864	SLYUSARENKO Kateryna	UKR	3	0.241	55.53	
2	789	MATHIAS Charline	LUX	6	0.337	55.88	
3	737	LORAND Lilla	HUN	4	0.231	56.13	
4	829	PANIKOVA Anastasia	RUS	5	0.228	56.49	
5	747	GATTI Ambra	ITA	8	0.204	56.73	
6	669	MARTIN LARRAIN Leire	ESP	1	0.179	57.75	
7	802	FELIX BOYER Alysbeth	PUR	7	0.200	58.19	
8	623	SILVA Dandadeua	BRA	2	0.207	58.47	

Triple Jump Boys
Final
11 DEC 2009 / 17:45

Rank	Bib	Name	Nat	Order	Result
1	398	YURCHENKO Alexander	RUS	13	16.11 SB
2	443	STROKAN Yevgen	UKR	3	15.54 SB
3	223	ISSAKA Andrew	FRA	16	15.53 SB
4	396	SUKHAREV Kirill	RUS	12	15.29
5	267	BRUNO Leonardo Pasquale	ITA	9	15.07
6	174	DOCAVO DAVIU Vicente	ESP	10	15.07
7	232	TOMBOLAHY Madjid	FRA	6	14.92
8	190	TORRIJOS NAVARRO Pablo	ESP	1	14.88
9	101	MEDDOURENE Faycal	ALG	8	14.73
10	273	MOUPATIDIS Dimitris	ITA	11	14.48
11	245	GALAZOULAS Anastasios	GRE	2	14.46
12	199	SIIMSON Meelis	EST	15	14.35
13	291	ALKHALAF Hussain Abdullah	KSA	7	13.95
14	292	ALMUASHI Ali Ahmed A	KSA	4	13.86
	316	ABOU-SHATA Abdulla	LBA	17	NM
	114	JESUSNETO Michael	BRA	14	NM
	328	SHEGGA Elsidieg	LBA	18	NM
	428	SHAIBA Ali Moosa	UAE	5	DNS

2000m Steeplechase Girls
Final
11 DEC 2009 / 18:50

Rank	Bib	Name	Nat	Order	Result
1	606	GILFILLAN Jessica	AUS	2	6:41.04 SB
2	819	BUKINA Evdokia	RUS	6	6:57.24 SB
3	845	BULUT Gamze	TUR	5	6:58.34
4	672	PEREZ MORENO Maria J.	ESP	3	7:09.58
5	860	KUKHAR Yuliya	UKR	4	7:10.89
6	689	MARTIKAINEN Pauliina	FIN	1	7:40.58

Intermediate times: 1000m 3:14.01 606 GILFILLAN Jessica (AUS)

100m Hurdles Girls (0.76m - 8,5m)
Final
12 DEC 2009 / 17:30

Wind: -1.3 m/s

Rank	Bib	Name	Nat	Lane	Reaction time	Result
1	704	RAIBAUT Mathilde	FRA	4	0.255	13.82
2	916	BLESKINA Ekaterina	RUS	7	0.181	13.91
3	755	ZUIN Silvia	ITA	3	0.144	13.99
4	725	PESIRIDOU Elisavet	GRE	6	0.174	14.00
5	804	ISAAC SANTIAGO Natshalie	PUR	1	0.202	14.40
6	663	CERDAN GARCIA Elena	ESP	2	0.194	14.64
7	695	DEPAERMENTIER Pauline	FRA	5	0.182	14.68
	843	ADAY Pinar	TUR	8	0.341	DNF

High Jump Boys
Final
12 DEC 2009 / 17:40

Rank	Bib	Name	Nat	Order	Result
1	435	KOVALOV Andrii	UKR	13	2.05
2	226	MAYER Kevin	FRA	1	2.00
2	258	SYNTZAKIS Charalampos	GRE	7	2.00
2	397	VRUBLEVSKIY Vadim	RUS	8	2.00
5	381	MOHAMED Abdalla Mahmoud	QAT	9	2.00 =SB
6	173	DEBON GIL Jorge	ESP	6	2.00
7	407	HSIANG Chun-Hsien	TPE	11	2.00
8	311	MADID Faraj	KUW	10	1.95
9	113	COSTA Josue	BRA	2	1.95
10	103	SELLOUM Ryad	ALG	3	1.90 =SB
11	200	UIBO Maicel	EST	4	1.90
	134	ALEXANDROU Sawvas	CYP	12	NM
	108	NEVILLE Andrew Jeffery	AUS	5	NM

**110m Hurdles Boys (0.91m - 9.14m)**

Final

12 DEC 2009 / 17:50

Wind: -0.5 m/s

Rank	Bib	Name	Nat	Lane	Reaction time	Result	
1	271	MACH DI PALMSTEIN Ivan	ITA	4	0.153	13.66	SB
2	189	SANTIAGO CASTILLO Julian	ESP	8	0.192	13.66	
3	143	KOYTRAS Haris	CYP	5	0.158	13.70	
4	225	MANGA Tsanga	FRA	6	0.181	13.73	SB
5	175	ERTA MAJO Arnau	ESP	3	0.207	13.98	
6	409	LEE Yen-Lin	TPE	1	0.209	13.98	SB
7	289	ALHAYDAR Nader Ahmed I	KSA	2	0.187	14.12	
8	369	SANTIAGO PAGAN Jonathan	PUR	7	0.189	14.29	

Shot Put Boys (5kg)

Final

12 DEC 2009 / 18:05

Rank	Bib	Name	Nat	Order	Result	
1	278	SECCI Daniele	ITA	12	19.47	
2	152	TSAKISTOS Apostolos	CYP	8	18.50	
3	390	GIGASHVILI Maxim	RUS	1	18.48	
4	219	DAGEE Frederic	FRA	2	18.42	SB
5	432	BAGACH Mykola	UKR	9	17.37	
6	419	KULEKCI Murat	TUR	3	17.17	
7	439	OSTROVSKYY Dmytro	UKR	4	17.07	
8	183	NOGUERA HERNANDEZ Alejandro	ESP	5	17.00	
9	395	SHAPRAN Alexandr	RUS	11	16.80	
10	158	NOVAK Martin	CZE	6	16.75	
11	367	JAIMAN MANFREDY Juan C	PUR	7	16.75	
12	246	GERAGIDIS Savvas	GRE	10	16.61	

2000m Steeplechase Boys

Final

12 DEC 2009 / 18:40

Rank	Bib	Name	Nat	Order	Result	
1	297	BURHAN Ahmed Mohammed	KSA	15	5:49.99	GR
2	277	SANGUINETTI Andrea	ITA	11	5:50.03	SB
3	385	ELBACHIR Sikasse	QAT	8	5:52.16	
4	241	SEDDON Zak	GBE	14	5:58.25	
5	421	TAN Muhammed Emin	TUR	9	6:00.06	
6	186	PUYUELO PARDO Victor	ESP	10	6:11.96	
7	434	KOSTIV Bohdan	UKR	6	6:13.61	
8	299	IDRIS Mohammed Hamed M	KSA	5	6:14.81	
9	253	MARTZOUKOS Evangelos	GRE	2	6:21.19	
10	391	KIRILLOV Aleksey	RUS	4	6:25.87	
11	135	ARISTOTELOUS Kyriakos	CYP	3	6:29.94	
12	118	NUNES Luizfelipe	BRA	1	6:35.35	
13	140	GELASI Polykarpos	CYP	12	6:48.93	
14	327	SAOUD Mohamed	LBA	13	7:34.40	
15	320	ESSAKET Mohamed	LBA	7	7:45.54	

Intermediate times: 1000m 2:55.27 385 ELBACHIR Sikasse (QAT)

3000m Boys

Final

12 DEC 2009 / 19:05

Rank	Bib	Name	Nat	Order	Result
1	130	ZHANG Lei	CHN	2	8:51.07
2	283	ABDULLAH Ibrahim Essa M	KSA	5	8:54.51
3	172	CARRO MORILLO Fernando	ESP	9	8:56.22
4	182	NAVARRO LUCAS Gabriel	ESP	1	8:58.26
5	238	CURR Thomas	GBE	3	9:01.41
6	100	HARAOUI Mansour	ALG	8	9:07.41
7	119	NUNESNETO Laurindo	BRA	7	9:17.51
8	324	RAMDAN Hamed	LBA	4	9:17.73
9	148	NIKODEMOU Rafael	CYP	11	9:18.37
10	248	IOANNIDIS Iason	GRE	6	9:29.12
	330	ZAIDI Mohamed	LBA	10	DNS

Intermediate times: 1000m 3:10.56 130 ZHANG Lei (CHN)
2000m 6:09.56 283 ABDULLAH Ibrahim Essa M (KSA)

Medley Relay Boys Final Results Summary

12 DEC 2009

GYMNASIADE RECORD	1:52.29	Sweden	SWE	Athens-Thessalonica (GRE)	2006
--------------------------	----------------	---------------	------------	----------------------------------	-------------

Rank	Bib	Name	Nat	SB	Lane	Reaction time	Time
1	2006	Spain	ESP		6	0.161	1:54.34
2	2002	Brazil	BRA		5	0.193	1:54.85
3	2009	Great Britain - England	GBE		2	0.230	1:55.72
4	2015	Chinese Taipei	TPE		3	0.228	1:56.58
5	2011	Saudi Arabia	KSA		4	0.155	2:00.63
	2014	Qatar	QAT		8	0.158	DNF
	2017	France	FRA		7	0.199	DQ R 170.9
	2007	Estonia	EST		1		DNS



Medley Relay Girls Final Results Summary

12 DEC 2009

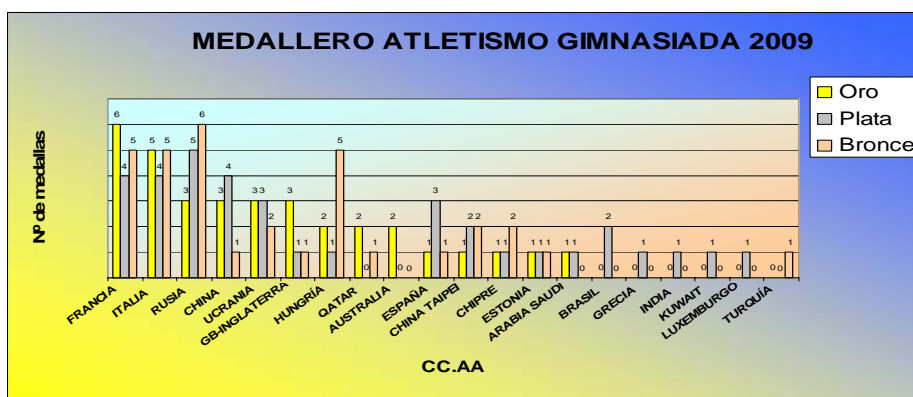
GYMNASIADE RECORD 2:09.58 Russia RUS Athens-Thessalonica (GRE) 2006

Rank	Bib	Name	Nat	SB	Lane	Reaction time	Time
1	1010	Italy	ITA		3	0.180	2:11.01
2	1009	Hungary	HUN		6	0.230	2:11.14
3	1014	Russia	RUS		8	0.200	2:14.65
4	1003	China People's Republic	CHN		4	0.215	2:16.03
5	1006	Spain	ESP		5	0.214	2:16.10
6	1001	Australia	AUS		1	0.159	2:16.45
7	1012	Puerto Rico	PUR		2		2:17.13
8	1016	France	FRA		7	0.358	2:17.45



MEDALLERO ATLETISMO

MEDALLERO ATLETISMO GIMNASIADA 2009 (30 países inscritos)	ATLETISMO MASCULINO				ATLETISMO FEMENINO				TOTALES			
	O	P	B	T	O	P	B	T	O	P	B	T
1º FRANCIA	2	3	3	8	4	1	2	7	6	4	5	15
2º ITALIA	3	2	3	8	2	2	2	6	5	4	5	14
3º RUSIA	1	1	2	4	2	4	4	10	3	5	6	14
4º CHINA	2		1	3	1	4		5	3	4	1	8
5º UCRANIA	1	1		2	2	2	2	6	3	3	2	8
6º GB-INGLATERRA	1	1	1	3	2			2	3	1	1	5
7º HUNGRÍA	1		1	2	1	1	4	6	2	1	5	8
8º QATAR	2		1	3				0	2	0	1	3
9º AUSTRALIA				0	2			2	2	0	0	2
10º ESPAÑA	1	2	1	4		1		1	1	3	1	5
11º CHINA TAIPEI	1	2	1	4			1	1	1	2	2	5
12º CHIPRE	1	1	2	4				0	1	1	2	4
13º ESTONIA			1	1	1		1	2	1	1	1	3
14º ARABIA SAUDÍ	1	1		2				0	1	1	0	2
15º BRASIL		2		2				0	0	2	0	2
16º GRECIA			1	1				0	0	1	0	1
INDIA				0		1		1	0	1	0	1
KUWAIT			1	1				0	0	1	0	1
LUXEMBURGO				0		1		1	0	1	0	1
20º TURQUÍA				0			1	1	0	0	1	1
TOTALES	17	19	16	52	17	17	17	51	34	36	33	103





NATACIÓN

Catorce medallas para la natación española (3 oros, 7 platas y 4 bronce) destacando el relevo masculino de 4x100 libres y Eduard Galdeano en 200 mariposa que batieron el record absoluto nacional en sus pruebas respectivas:

- Oro: Adrián Mantas (400 libres)
Aitor Martínez (100 libres)
Aitor Martínez, Gerard Rodríguez, Yerai Lebón y Adrián Mantas (4x100 libres) **CON RECORD NACIONAL ABSOLUTO**
- Plata: Adrián Mantas (400 libres)
Eduard Galdeano (200 mariposa) **CON RECORD NACIONAL ABSOLUTO**
Aitor Martínez (100 libres)
Anna Aída Martí (50 mariposa)
Sara Cañas (400 libres)
Eduard Galdeano (100 mariposa)
Elisabeth Arpal, Evelyne Álvarez, Cristina Moyano y Anna Aída Martí (4x100 estilos)
- Bronce: Eduardo Solaeche (200 estilos)
Teresa Gutiérrez (200 braza)
Cristina García (400 estilos)
Evelyne Álvarez (100 braza)

50 braza femenino

Final A				Event No. 1		
Rank	Lane	Name	NOC Code	R.T.	Time	Time Behind
1	4	BUSHELL Achieng	GBE	0.67	30.73	
2	5	CARRARO Martina	ITA	0.71	31.88	1.15
3	2	ZACHOSZCZ Paulina	POL	0.81	32.25	1.52
4	3	ALVAREZ Evelyne	ESP	0.73	32.35	1.62
5	6	KEMP Rebecca Ann	AUS	0.78	32.54	1.81
6	7	PIQUER Silvia	ESP	0.82	32.64	1.91
7	8	KIRITSCHENKO Avril	GBE	0.79	33.15	2.42
8	1	GABRIELI Pamela	ITA	0.90	33.31	2.58

200 espalda masculino

Final A				Event No. 4					
Rank	Lane	Name	NOC Code	R.T.	50m	100m	150m	Time	Time Behind
1	4	GREGORY David	GBE	0.64	(3) 29.31	(1) 1:00.73 31.42	(1) 1:32.07 31.34	2:02.20 30.13	
2	6	WYSOCZYNSKI Mateusz	POL	0.74	(7) 29.61	(5) 1:01.32 31.71	(2) 1:33.00 31.68	2:03.39 30.39	1.19
3	5	SABUZI Federico	ITA	0.67	(8) 29.83	(8) 1:01.78 31.95	(4) 1:33.72 31.94	2:05.01 31.29	2.81
4	3	HALSALL Grant	GBE	0.67	(4) 29.36	(4) 1:01.25 31.89	(3) 1:33.62 32.37	2:05.13 31.51	2.93
5	7	KOVBASA Andriy	UKR	0.71	(6) 29.51	(6) 1:01.52 32.01	(6) 1:34.16 32.64	2:05.92 31.76	3.72
6	2	GILBERT Michael James	AUS	0.68	(2) 29.00	(3) 1:01.09 32.09	(5) 1:34.07 32.98	2:06.71 32.64	4.51
7	1	THEOCHARIDIS Alexandros	GRE	0.83	(1) 28.79	(2) 1:00.79 32.00	(7) 1:34.56 33.77	2:07.56 33.00	5.36
8	8	MCMANEMY Matthew	ESP	0.71	(5) 29.39	(7) 1:01.59 32.20	(8) 1:35.06 33.47	2:08.15 33.09	5.95

200 mariposa femenino

Final A

Event No. 5

Rank	Lane	Name	NOC Code	R.T.	50m	100m	150m	Time	Time Behind
1	6	TRUKHANOVICH Alisa	RUS	0.81	(1) 29.79	(2) 1:04.07 34.28	(1) 1:37.44 33.37	2:11.98 34.54	
2	4	RICCOBONO Denise	ITA	0.91	(4) 30.23	(3) 1:04.22 33.99	(3) 1:38.63 34.41	2:12.41 33.78	0.43
3	2	YEVCHAK Anna	UKR	0.82	(7) 30.54	(5) 1:04.59 34.05	(2) 1:38.53 33.94	2:12.43 33.90	0.45
4	5	OLCZAK Mirella	POL	0.82	(2) 29.96	(1) 1:03.96 34.00	(4) 1:38.71 34.75	2:13.52 34.81	1.54
5	3	AMBRUS Diana	HUN	0.95	(6) 30.47	(4) 1:04.55 34.08	(5) 1:39.24 34.69	2:14.53 35.29	2.55
6	8	GARCIA Cristina	ESP	0.69	(8) 30.62	(7) 1:05.25 34.63	(6) 1:41.45 36.20	2:17.75 36.30	5.77
7	7	ZHAO Yuting	CHN	0.81	(5) 30.30	(8) 1:05.43 35.13	(7) 1:41.56 36.13	2:18.06 36.50	6.08
8	1	DAWSON Laura	GBE	0.71	(3) 30.12	(6) 1:05.13 35.01	(8) 1:43.09 37.96	2:23.47 40.38	11.49

200 mariposa masculino

Final A

Event No. 6

Rank	Lane	Name	NOC Code	R.T.	50m	100m	150m	Time	Time Behind
1	2	CIESLAK Marcin	POL	0.83	(1) 25.60	(1) 55.27 29.67	(1) 1:26.53 31.26	1:58.33 31.80	
2	5	GALDEANO Eduard	ESP	0.73	(2) 26.68	(2) 56.87 30.19	(2) 1:27.57 30.70	1:58.85 31.28	0.52
3	4	MARKOZIS Konstantinos	GRE	0.83	(3) 27.01	(3) 57.52 30.51	(3) 1:28.87 31.35	2:01.05 32.18	2.72
4	3	LEMAEV Ilya	RUS	0.83	(7) 27.66	(6) 59.09 31.43	(6) 1:31.41 32.32	2:02.94 31.53	4.61
5	1	LUCZAK Piotr	POL	0.78	(4) 27.28	(5) 58.42 31.14	(5) 1:30.82 32.40	2:03.74 32.92	5.41
6	7	AL ASKARI Yousef	KUW	0.72	(5) 27.32	(4) 58.41 31.09	(4) 1:30.61 32.20	2:03.78 33.17	5.45
7	6	TAMBOVSKIY Andrey	RUS	0.92	(6) 27.64	(7) 59.47 31.83	(7) 1:31.63 32.16	2:04.12 32.49	5.79
8	8	MONTOYA Jordi	ESP	0.91	(8) 28.39	(8) 1:00.75 32.36	(8) 1:34.03 33.28	2:07.02 32.99	8.69

100 libres masculino

Final A

Event No. 8

Rank	Lane	Name	NOC Code	R.T.	50m	Time	Time Behind
1	5	AL TUWAINI Abdullah	KUW	0.71	(3) 24.50	50.18 25.68	
2	1	MARTINEZ Aitor	ESP	0.67	(1) 24.02	50.73 26.71	0.55
3	4	TORLAI Alessio	ITA	0.77	(2) 24.07	50.74 26.67	0.56
4	3	WERNER Pawel	POL	0.75	(6) 24.69	50.85 26.16	0.67
5	6	MIGNON Clement	FRA	0.78	(4) 24.59	51.23 26.64	1.05
6	7	MELLER Olaf	POL	0.76	(8) 24.85	51.25 26.40	1.07
7	8	GLAZUNOV Ilyya	UKR	0.83	(7) 24.74	51.68 26.94	1.50
8	2	POLKINGHORNE Corey James	AUS	0.71	(5) 24.67	52.43 27.76	2.25

400 libres femenino

Final A										Event No. 9
Rank	Lane	Name	NOC Code		R.T.	Time	Time Behind			
1	6	ZUKOWSKA Paulina	POL		0.84	4:12.62		WR		
50m (3) 29.62	100m (2) 1:01.58 31.96	150m (1) 1:33.41 31.83	200m (1) 2:06.31 32.90	250m (1) 2:37.74 31.43	300m (1) 3:09.92 32.18	350m (1) 3:41.43 31.51	31.19			
2	4	CANAS Sara	ESP		0.96	4:14.72	2.10			
50m (7) 29.94	100m (7) 1:02.29 32.35	150m (6) 1:34.72 32.43	200m (6) 2:07.40 32.68	250m (3) 2:39.52 32.12	300m (2) 3:11.69 32.17	350m (2) 3:43.44 31.75	31.28			
3	7	FABRE Margaux	FRA		0.73	4:16.04	3.42			
50m (1) 29.50	100m (1) 1:01.21 31.71	150m (2) 1:33.76 32.55	200m (2) 2:06.50 32.74	250m (2) 2:39.04 32.54	300m (3) 3:11.90 32.86	350m (3) 3:44.96 33.06	31.08			
4	3	VADILLO Ana I.	ESP		0.89	4:17.08	4.46			
50m (5) 29.73	100m (4) 1:01.83 32.10	150m (4) 1:34.37 32.54	200m (4) 2:06.87 32.50	250m (4) 2:39.60 32.73	300m (4) 3:12.30 32.70	350m (3) 3:44.96 32.66	32.12			
5	1	PIROZZI Stefania	ITA		0.86	4:17.24	4.62			
50m (2) 29.51	100m (3) 1:01.66 32.15	150m (3) 1:34.11 32.45	200m (3) 2:06.86 32.75	250m (5) 2:39.74 32.88	300m (5) 3:12.95 33.21	350m (5) 3:45.86 32.91	31.38			
6	2	MORGAN Sian	GBE		0.82	4:18.71	6.09			
50m (6) 29.83	100m (5) 1:01.91 32.08	150m (5) 1:34.45 32.54	200m (5) 2:07.21 32.76	250m (6) 2:40.01 32.80	300m (6) 3:13.23 33.22	350m (6) 3:46.42 33.19	32.29			
7	5	MASINI LUCCETTI Chiara	ITA		0.86	4:21.30	8.68			
50m (4) 29.63	100m (6) 1:02.14 32.51	150m (7) 1:34.97 32.83	200m (7) 2:08.09 33.12	250m (7) 2:41.44 33.35	300m (7) 3:14.82 33.38	350m (7) 3:48.23 33.41	33.07			
8	8	FAUSTOVA Antonina	RUS		0.88	4:21.53	8.91			
50m (8) 30.08	100m (8) 1:02.42 32.34	150m (8) 1:35.67 33.25	200m (8) 2:08.94 33.27	250m (8) 2:42.36 33.42	300m (8) 3:15.92 33.56	350m (8) 3:49.49 33.57	32.04			

400 libres masculino

Final A										Event No. 10
Rank	Lane	Name	NOC Code		R.T.	Time	Time Behind			
1	4	FROLOV Sergii	UKR		0.83	3:54.60		WR		
50m (3) 26.81	100m (2) 56.38 29.57	150m (2) 1:26.02 29.64	200m (2) 1:56.10 30.08	250m (2) 2:26.11 30.01	300m (2) 2:56.54 30.43	350m (1) 3:26.50 29.96	26.10			
2	3	MANTAS Adrian	ESP		0.77	3:55.57	0.97			
50m (1) 26.22	100m (1) 55.50 29.28	150m (1) 1:25.38 29.88	200m (1) 1:56.02 30.64	250m (1) 2:26.00 29.98	300m (1) 2:56.50 30.50	350m (2) 3:26.91 30.41	26.66			
3	6	JOLY Damien	FRA		0.77	3:57.63	3.03			
50m (6) 27.61	100m (6) 57.38 29.77	150m (5) 1:27.66 30.28	200m (5) 1:58.22 30.56	250m (5) 2:28.55 30.33	300m (4) 2:58.99 30.44	350m (3) 3:29.33 30.34	26.30			
4	5	CLARKE Alex Jason	AUS		0.75	3:59.37	4.77			
50m (2) 26.79	100m (3) 56.64 29.85	150m (3) 1:26.86 30.22	200m (3) 1:57.17 30.31	250m (3) 2:27.71 30.54	300m (3) 2:58.56 30.85	350m (4) 3:29.70 31.14	29.67			
5	1	ZHANG Shuhuai	CHN		0.74	4:00.56	5.96			
50m (4) 27.03	100m (4) 56.80 29.77	150m (4) 1:27.18 30.38	200m (4) 1:57.60 30.42	250m (4) 2:28.06 30.46	300m (5) 2:59.03 30.97	350m (5) 3:29.99 30.96	30.57			
6	7	SZUBA Michal	POL		0.92	4:01.66	7.06			
50m (8) 27.99	100m (6) 57.63 29.64	150m (7) 1:28.28 30.65	200m (6) 1:58.65 30.37	250m (7) 2:29.49 30.84	300m (7) 3:00.68 31.19	350m (7) 3:32.01 31.33	29.65			
7	8	BOURELLY Lorys	FRA		0.71	4:01.75	7.15			
50m (7) 27.72	100m (8) 58.03 30.31	150m (6) 1:28.21 30.18	200m (7) 1:58.67 30.46	250m (6) 2:29.16 30.49	300m (6) 3:00.43 31.27	350m (6) 3:31.47 31.04	30.28			
8	2	AYFANTIS Konstantinos	GRE		0.90	4:06.87	12.27			
50m (5) 27.48	100m (7) 57.78 30.30	150m (8) 1:29.29 31.51	200m (8) 2:01.02 31.73	250m (8) 2:33.04 32.02	300m (8) 3:04.92 31.88	350m (8) 3:36.68 31.76	30.19			

200 braza femenino

Final A										Event No. 13
Rank	Lane	Name	NOC Code	R.T.	50m	100m	150m	Time	Time Behind	
1	4	KEMP Rebecca Ann	AUS	0.81	(1) 33.50	(1) 1:10.74 37.24	(1) 1:48.60 37.86	2:26.55		WR
2	3	GABRIELI Pamela	ITA	0.85	(2) 33.87	(2) 1:11.72 37.85	(2) 1:49.86 38.14	2:29.39	2.84	
3	5	GUTIERREZ Teresa	ESP	0.88	(4) 34.53	(4) 1:12.57 38.04	(4) 1:51.15 38.58	2:29.62	3.07	
4	7	LIU Siwen	CHN	0.79	(5) 34.69	(5) 1:12.76 38.07	(3) 1:50.83 38.07	2:30.74	4.19	
5	8	MARTIN Adeline	FRA	0.72	(3) 34.46	(3) 1:12.54 38.08	(5) 1:51.88 39.34	2:31.21	4.66	
6	2	ZACHOSZCZ Paulina	POL	0.75	(7) 35.14	(6) 1:13.62 38.48	(6) 1:52.03 38.41	2:31.25	4.70	
7	1	ZHIGUNOVA Sofia	RUS	0.88	(8) 35.36	(8) 1:14.26 38.90	(8) 1:53.23 38.97	2:32.84	6.29	
8	6	ALVAREZ Evelyne	ESP	0.71	(6) 34.84	(7) 1:13.67 38.83	(7) 1:53.20 39.53	2:34.75	8.20	

50 mariposa femenino

Final A

Event No. 15

Rank	Lane	Name	NOC Code	R.T.	Time	Time Behind
1	4	HENIQUE Melanie	FRA	0.70	25.89	WR
2	5	MARTI Anna A.	ESP	0.79	27.01	1.12
3	3	FASSONE Beatrice	ITA	0.72	27.32	1.43
4	2	YEVCHAK Anna	UKR	0.83	27.77	1.88
5	7	CHUSHYKINA Oleksandra	UKR	0.82	28.13	2.24
6	6	KOLLANUS Kaisla	FIN	0.75	28.21	2.32
7	8	OLCZAK Mirella	POL	0.76	28.27	2.38
8	1	SANTAMANS Anna	FRA	0.72	28.37	2.48

200 estilos femenino

Final A

Event No. 17

Rank	Lane	Name	NOC Code	R.T.	50m	100m	150m	Time	Time Behind
1	4	ANDREEVA Ekaterina	RUS	0.91	(1) 28.54	(1) 1:03.40 34.86	(1) 1:42.74 39.34	2:15.18	WR
2	2	MARTIN Adeline	FRA	0.72	(4) 29.41	(6) 1:06.14 36.73	(3) 1:45.12 38.98	2:16.99	1.81
3	6	ZUKOWSKA Paulina	POL	0.80	(3) 29.14	(2) 1:03.87 34.73	(4) 1:45.40 41.53	2:17.66	2.48
4	5	GARCIA Cristina	ESP	0.69	(5) 29.43	(3) 1:03.92 34.49	(2) 1:44.89 40.97	2:18.53	3.35
5	1	VADILLO Ana I.	ESP	0.89	(6) 30.15	(8) 1:06.52 36.37	(7) 1:47.51 40.99	2:20.43	5.25
6	3	POWELL Jessica	GBE	0.75	(8) 30.37	(7) 1:06.32 35.95	(5) 1:47.37 41.05	2:20.53	5.35
7	7	TSAKONA Ioanna	GRE	0.80	(6) 30.15	(5) 1:05.94 35.79	(6) 1:47.46 41.52	2:21.31	6.13
7	8	KOCHETKOVA Kristina	RUS	0.88	(2) 28.93	(4) 1:04.98 36.05	(8) 1:47.81 42.83	2:21.31	6.13

200 estilos masculino

Final A

Event No. 18

Rank	Lane	Name	NOC Code	R.T.	50m	100m	150m	Time	Time Behind
1	3	GENI Simone	ITA	0.85	(3) 26.67	(1) 57.48 30.81	(1) 1:32.59 35.11	2:03.24	WR
2	2	CIESLAK Marcin	POL	0.80	(2) 26.18	(2) 58.53 32.35	(3) 1:35.60 37.07	2:04.13	0.89
3	4	SOLAECHE Eduardo	ESP	0.77	(6) 26.97	(7) 59.88 32.91	(2) 1:35.27 35.39	2:04.56	1.32
4	6	PEDURAND Ganesh	FRA	0.67	(8) 27.12	(6) 59.77 32.65	(4) 1:35.62 35.85	2:05.15	1.91
5	7	SUZIN Marcin	POL	0.77	(4) 26.78	(5) 59.49 32.71	(7) 1:38.97 37.48	2:06.94	3.70
6	5	KATRANTZIS Christos	GRE	0.70	(1) 25.15	(8) 1:00.06 34.91	(5) 1:35.79 35.73	2:07.56	4.32
7	1	TRANter Daniel Roy	AUS	0.72	(6) 26.97	(4) 59.37 32.40	(8) 1:37.06 37.69	2:07.89	4.65
8	8	GREGORY David	GBE	0.80	(5) 26.83	(3) 58.74 31.91	(6) 1:36.36 37.62	2:08.22	4.98

200 libres femenino

Final A

Event No. 19

Rank	Lane	Name	NOC Code	R.T.	50m	100m	150m	Time	Time Behind
1	6	FABRE Margaux	FRA	0.80	(1) 28.19	(1) 58.62 30.43	(1) 1:29.75 31.13	2:00.16 30.41	WR
2	8	MIZZAU Alice	ITA	0.83	(5) 28.88	(3) 59.41 30.53	(2) 1:30.61 31.20	2:01.60 30.99	1.44
3	5	MASINI LUCETTI Chiara	ITA	0.84	(3) 28.75	(5) 59.93 31.18	(5) 1:31.11 31.18	2:01.62 30.51	1.46
4	3	FANG Yi	CHN	0.71	(4) 28.87	(4) 59.50 30.63	(3) 1:30.81 31.31	2:02.31 31.50	2.15
5	4	CANAS Sara	ESP	0.97	(7) 29.49	(6) 1:00.58 31.09	(6) 1:31.96 31.38	2:03.11 31.15	2.95
6	1	PAWLACZEK Natalia	POL	0.78	(2) 28.63	(2) 59.16 30.53	(4) 1:30.97 31.81	2:03.60 32.63	3.44
7	7	MERKULOVA Viktoria	RUS	0.86	(6) 28.90	(6) 1:00.58 31.68	(7) 1:33.54 32.96	2:06.81 33.27	6.65
8	2	SUN Yi	CHN	0.81	(8) 32.09	(8) 1:08.03 35.94	(8) 1:45.62 37.59	2:21.40 35.78	21.24

200 libres masculino

Final A

Event No. 20

Rank	Lane	Name	NOC Code	R.T.	50m	100m	150m	Time	Time Behind
1	4	MANTAS Adrian	ESP	0.78	(7) 27.03	(7) 56.05 29.02	(3) 1:23.74 27.69	1:50.72 26.98	WR
2	1	TORLAI Alessio	ITA	0.80	(1) 25.77	(1) 53.44 27.67	(1) 1:22.33 28.89	1:50.81 28.48	0.09
3	6	BOURELLY Lorys	FRA	0.74	(3) 26.19	(2) 54.60 28.41	(2) 1:23.47 28.87	1:51.36 27.89	0.64
4	8	NEGRELLI Alessio	ITA	0.65	(6) 26.83	(5) 55.09 28.26	(4) 1:23.80 28.71	1:51.61 27.81	0.89
5	7	WERNER Pawel	POL	0.78	(4) 26.33	(4) 55.08 28.75	(5) 1:24.51 29.43	1:52.06 27.55	1.34
6	5	FROLOV Sergii	UKR	0.81	(8) 27.07	(8) 56.15 29.08	(6) 1:24.86 28.71	1:52.72 27.86	2.00
7	3	LEBON Yerai	ESP	0.74	(5) 26.46	(6) 56.02 29.56	(8) 1:25.26 29.24	1:52.81 27.55	2.09
8	2	MIGNON Clement	FRA	0.78	(2) 26.00	(3) 54.95 28.95	(7) 1:25.07 30.12	1:53.86 28.79	3.14

400 estilos femenino

Final A

Event No. 21

Rank	Lane	Name	NOC Code	R.T.	Time	Time Behind
1	5	PIROZZI Stefania	ITA	0.83	4:45.26	WR
		50m (3) 30.11				
		100m (2) 1:04.60 34.49				
		150m (3) 1:42.12 37.52				
		200m (4) 2:18.79 36.67				
		250m (3) 2:59.81 41.02				
		300m (3) 3:41.04 41.23				
		350m (2) 4:13.79 32.75				31.47
2	6	ANDREEVA Ekaterina	RUS	0.93	4:46.14	0.88
		50m (2) 29.96				
		100m (3) 1:04.65 34.69				
		150m (2) 1:41.37 36.72				
		200m (2) 2:17.90 36.53				
		250m (2) 2:58.68 40.78				
		300m (2) 3:40.35 41.67				
		350m (3) 4:14.12 33.77				32.02
3	4	GARCIA Cristina	ESP	0.67	4:46.26	1.00
		50m (1) 29.78				
		100m (1) 1:03.98 34.20				
		150m (1) 1:40.17 36.19				
		200m (1) 2:15.81 35.64				
		250m (1) 2:57.40 41.59				
		300m (1) 3:39.83 42.23				
		350m (1) 4:13.48 33.65				32.78
4	8	MARTIN Adeline	FRA	0.71	4:49.10	3.84
		50m (7) 31.00				
		100m (7) 1:06.93 35.93				
		150m (7) 1:44.91 37.98				
		200m (6) 2:21.60 36.69				
		250m (6) 3:02.32 40.72				
		300m (4) 3:42.82 40.50				
		350m (4) 4:16.68 33.86				32.42
5	1	ZUKOWSKA Paulina	POL	0.94	4:50.56	5.30
		50m (6) 30.74				
		100m (5) 1:05.79 35.05				
		150m (4) 1:42.26 36.47				
		200m (3) 2:18.02 35.76				
		250m (4) 3:00.63 42.61				
		300m (5) 3:44.69 44.06				
		350m (5) 4:18.22 33.53				32.34
6	3	YEVCHAK Anna	UKR	0.83	4:51.08	5.82
		50m (5) 30.41				
		100m (6) 1:05.90 35.49				
		150m (5) 1:42.79 36.89				
		200m (5) 2:19.47 36.68				
		250m (5) 3:01.78 42.31				
		300m (6) 3:44.80 43.02				
		350m (6) 4:18.83 34.03				32.25
7	2	VADILLO Ana I.	ESP	0.90	4:52.31	7.05
		50m (4) 30.27				
		100m (4) 1:05.78 35.51				
		150m (6) 1:44.55 38.77				
		200m (7) 2:22.42 37.87				
		250m (7) 3:03.37 40.95				
		300m (7) 3:44.81 41.44				
		350m (7) 4:19.22 34.41				33.09
8	7	POWELL Jessica	GBE	0.78	4:56.61	11.35
		50m (8) 31.13				
		100m (8) 1:07.52 36.39				
		150m (8) 1:45.74 38.22				
		200m (8) 2:23.34 37.60				
		250m (8) 3:06.15 42.81				
		300m (8) 3:49.72 43.57				
		350m (8) 4:23.74 34.02				32.87

100 espalda femenino

Final A

Event No. 23

Rank	Lane	Name	NOC Code	R.T.	50m	Time	Time Behind
1	4	NAZIEBLO Klaudia	POL	0.69	(1) 29.87	1:01.49 31.62	WR
2	5	QUALLA Rachele Cecilia	ITA	0.62	(2) 30.15	1:03.08 32.93	1.59
3	6	GRYGORENKO Kseniya	UKR	0.62	(5) 31.06	1:03.75 32.69	2.26
4	3	PAPUSHA Alexandra	RUS	0.64	(3) 30.82	1:03.96 33.14	2.47
5	8	KOCHETKOVA Kristina	RUS	0.77	(7) 31.24	1:04.15 32.91	2.66
6	7	SZEKERES Dorina	HUN	0.72	(8) 31.26	1:04.32 33.06	2.83
7	1	BURLEIGH Shani Lee	AUS	0.65	(6) 31.10	1:04.39 33.29	2.90
8	2	MOYANO Cristina	ESP	0.71	(4) 30.99	1:04.54 33.55	3.05

100 espalda masculino

Final A


Event No. 24

Rank	Lane	Name	NOC Code	R.T.	50m	Time	Time Behind
1	5	AL TUWAINI Abdullah	KUW	0.67	(3) 27.72	55.82 28.10	WR
2	4	KOVBASA Andriy	UKR	0.70	(1) 27.63	56.73 29.10	0.91
3	2	BELLOCHIO Giuseppe	ITA	0.55	(4) 27.87	57.08 29.21	1.26
4	3	WYSOCZYNSKI Mateusz	POL	0.72	(5) 28.00	57.15 29.15	1.33
5	6	MCMANEMY Matthew	ESP	0.72	(2) 27.71	57.19 29.48	1.37
6	7	VERA Alex	ESP	0.62	(8) 28.58	57.93 29.35	2.11
7	1	VERYKOKIDIS Ilias	GRE	0.61	(7) 28.31	57.97 29.66	2.15
8	8	SABUZI Federico	ITA	0.60	(6) 28.09	58.16 30.07	2.34



4x100 libres femenino

Final										Event No. 25
Rank	Lane	NOC	Name	R.T.	50m	100m	Time	Time Behind		
1	5	FRA - France	CINI Mathilde	0.72	27.23	56.87	(2) 56.87	3:45.42	WR	
			RADOU Camille	0.48	27.37	56.52	(1) 1:53.39			
			BONNET Charlotte	0.44	27.09	56.01	(1) 2:49.40			
			SCHMITT Elodie	0.42	26.86	56.02	(1) 3:45.42			
2	4	CHN - China	LIU Siwen	0.79	27.70	57.41	(3) 57.41	3:47.03	1.61	
			SUN Yi	0.23	27.21	56.70	(2) 1:54.11			
			ZHAO Yuting	0.13	27.40	56.85	(2) 2:50.96			
			FANG Yi	0.02	26.69	56.07	(2) 3:47.03			
3	2	ITA - Italy	MASINI LUCCHETTI Chiara	0.84	27.15	56.55	(1) 56.55	3:48.81	3.39	
			MIZZAU Alice	0.65	28.28	57.90	(3) 1:54.45			
			FASSONE Beatrice	0.36	26.93	57.09	(3) 2:51.54			
			RICCOBONO Denise	0.51	27.81	57.27	(3) 3:48.81			
4	3	RUS - Russia	MERKULOVA Viktoria	0.83	28.00	58.30	(7) 58.30	3:51.04	5.62	
			REZNIKOVA Maria	0.39	27.66	58.45	(5) 1:56.75			
			ANDREEVA Ekaterina	0.17	27.23	56.78	(4) 2:53.53			
			TRUKHANOVICH Alisa	0.43	27.36	57.51	(4) 3:51.04			
4	6	GBE - GB-England	SMITH Sophie	0.80	27.77	58.10	(5) 58.10	3:51.04	5.62	
			JACKSON Ellis	0.50	27.94	59.11	(7) 1:57.21			
			HOOPER Alex	0.46	27.24	57.09	(5) 2:54.30			
			BUSHELL Achieng	0.22	26.93	56.74	(4) 3:51.04			
6	7	ESP - Spain	PLAZA Eva	0.84	28.13	58.23	(6) 58.23	3:51.26	5.84	
			ZORITA Noelia	0.10	27.08	57.58	(4) 1:55.81			
			CANAS Sara	0.37	28.57	58.94	(7) 2:54.75			
			ARPAL Elisabeth	0.23	27.19	56.51	(6) 3:51.26			
7	1	POL - Poland	RADLINSKA Marcelina	0.85	28.22	59.23	(8) 59.23	3:51.80	6.38	
			OLCZAK Mirella	0.39	27.84	57.57	(6) 1:56.80			
			PAWLACZEK Natalia	0.40	27.81	57.77	(6) 2:54.57			
			BARANOWSKA Magdalena	0.25	27.14	57.23	(7) 3:51.80			
8	8	HUN - Hungary	FEHERVARI Julia	0.77	27.57	58.09	(4) 58.09	3:54.64	9.22	
			SZEKERES Dorina	0.59	28.25	59.42	(8) 1:57.51			
			GREGUS Brigitta	0.46	28.63	59.41	(8) 2:56.92			
			PATAKI Fanni	0.45	27.32	57.72	(8) 3:54.64			





4x100 libres masculino

Final Event No. 26

Rank	Lane	NOC	Name	R.T.	50m	100m	Time	Time Behind
1	4	ESP - Spain	MARTINEZ Aitor	0.70	23.79	50.92	(4) 50.92	WR
			RODRIGUEZ Gerard	0.00	23.64	49.78	(2) 1:40.70	
			LEBON Yerai	0.14	24.37	50.77	(2) 2:31.47	
			MANTAS Adrian	0.03	23.90	50.36	(1) 3:21.83	
2	5	ITA - Italy	ROMANI Tommaso	0.69	23.86	50.07	(1) 50.07	0.50
			TORLAI Alessio	0.14	23.93	50.17	(1) 1:40.24	
			NEGRELLI Alessio	0.11	24.40	50.73	(1) 2:30.97	
			FRASCHI Matteo	0.23	24.02	51.36	(2) 3:22.33	
3	3	FRA - France	METELLA Mehdy	0.75	24.29	50.72	(3) 50.72	1.81
			MIGNON Clement	0.27	24.34	50.73	(3) 1:41.45	
			GOYETCHE Julien Pierre	0.46	25.09	51.88	(3) 2:33.33	
			BOURELLY Lorys	0.07	24.01	50.31	(3) 3:23.64	
4	6	POL - Poland	WERNER Pawel	0.78	24.20	50.48	(2) 50.48	3.75
			WYSOCZYNSKI Mateusz	0.51	25.49	52.63	(4) 1:43.11	
			SUZIN Marcin	0.25	24.64	51.97	(4) 2:35.08	
			MELLER Olaf	0.47	23.82	50.50	(4) 3:25.58	
5	2	GBE - GB-England	YOUNG Daniel	0.76	24.39	51.42	(6) 51.42	4.86
			NAKAGAWA Tsubasa	0.43	24.73	52.12	(6) 1:43.54	
			KING Steven	0.32	24.32	52.06	(5) 2:35.60	
			BURDEN James	0.39	24.07	51.09	(5) 3:26.69	
6	1	AUS - Australia	JAMES Justin	0.72	25.46	53.24	(8) 53.24	5.30
			FELL Michael John	0.49	24.51	51.50	(7) 1:44.74	
			CLARKE Alex Jason	0.28	24.07	51.62	(6) 2:36.36	
			POLKINGHORNE Corey James	0.58	23.79	50.77	(6) 3:27.13	
7	7	RUS - Russia	KLYUKIN Aleksandr	0.77	25.13	52.85	(7) 52.85	6.77
			LEMAEV Ilya	0.27	24.85	51.89	(7) 1:44.74	
			KOSHELEV Maxim	0.39	24.74	52.45	(7) 2:37.19	
			KITAEV Nikita	0.39	24.62	51.41	(7) 3:28.60	
8	8	GRE - Greece	KATRANTZIS Christos	0.70	24.34	50.95	(5) 50.95	7.56
			KONTIZAS Vasileios	0.43	25.25	52.19	(5) 1:43.14	
			SAMLIDIS Panagiotis	0.70	26.20	54.49	(8) 2:37.63	
			MIMIKAKOS Panagiotis	0.58	25.17	51.76	(8) 3:29.39	

50 libres femenino

Final A Event No. 27

Rank	Lane	Name	NOC Code	R.T.	Time	Time Behind
1	4	SANTAMANS Anna	FRA	0.70	26.17	WR
2	3	TERESHCHENKO Mariia	UKR	0.96	26.18	0.01
3	5	KELAIDI Natalia	GRE	0.73	26.26	0.09
4	8	KOLLANUS Kaisla	FIN	0.73	26.38	0.21
5	2	FEHERVARI Julia	HUN	0.75	26.47	0.30
6	1	MASINI LUCETTI Chiara	ITA	0.87	26.48	0.31
7	7	RODRIGUEZ Clara	ESP	0.88	26.68	0.51
8	6	NGUEN Lana	UKR	0.79	26.70	0.53

50 libres masculino

Final A

Event No. 28

Rank	Lane	Name	NOC Code	R.T.	Time	Time Behind
1	4	MARTINEZ Aitor	ESP	0.69	22.96	WR
2	5	MIGNON Clement	FRA	0.77	23.14	0.18
3	3	BURDEN James	GBE	0.75	23.48	0.52
4	2	WERNER Pawel	POL	0.79	23.58	0.62
5	6	POLKINGHORNE Corey James	AUS	0.74	23.61	0.65
6	8	NAKAGAWA Tsubasa	GBE	0.67	23.78	0.82
7	1	GLAZUNOV Ilyya	UKR	0.77	23.79	0.83
8	7	LEBON Yerai	ESP	0.75	23.83	0.87

100 braza femenino

Final A

Event No. 29

Rank	Lane	Name	NOC Code	R.T.	50m	Time	Time Behind
1	6	ZACHOSZCZ Paulina	POL	0.73	(6) 33.27	1:09.54 36.27	WR
2	5	KEMP Rebecca Ann	AUS	0.78	(3) 32.91	1:09.66 36.75	0.12
3	4	ALVAREZ Evelyne	ESP	0.72	(4) 33.16	1:09.69 36.53	0.15
4	1	CARRARO Martina	ITA	0.76	(4) 33.16	1:09.85 36.69	0.31
5	3	GABRIELI Pamela	ITA	0.83	(2) 32.77	1:10.59 37.82	1.05
6	2	PIQUER Silvia	ESP	0.80	(1) 32.74	1:11.59 38.85	2.05
7	7	DETENYUK Olga	RUS	0.81	(7) 33.63	1:12.04 38.41	2.50
8	8	LIU Siwen	CHN	0.76	(8) 35.57	1:18.23 42.66	8.69

100 braza masculino

Final A

Event No. 30

Rank	Lane	Name	NOC Code	R.T.	50m	Time	Time Behind
1	4	LOBANOV Anton	RUS	0.90	(1) 28.25	1:00.08 31.83	WR
2	5	KARPOUZLIS Ioannis	GRE	0.71	(2) 28.38	1:01.11 32.73	1.03
3	3	BIZZARRI Flavio	ITA	0.76	(3) 29.52	1:02.78 33.26	2.70
4	1	FRASCHI Matteo	ITA	0.80	(4) 29.55	1:03.31 33.76	3.23
5	6	PERISSER Patrick	FRA	0.79	(6) 29.98	1:03.68 33.70	3.60
6	7	RABEISEN Thomas	FRA	0.58	(5) 29.74	1:04.40 34.66	4.32
7	2	WANG Ximing	CHN	0.87	(7) 30.28	1:04.65 34.37	4.57
8	8	PERELLO Marc	ESP	0.79	(8) 30.67	1:04.77 34.10	4.69

100 mariposa femenino

Final A

Event No. 31

Rank	Lane	Name	NOC Code	R.T.	50m	Time	Time Behind
1	4	HENIQUE Melanie	FRA	0.67	(1) 26.52	58.74 32.22	WR
2	2	OLCZAK Mirella	POL	0.75	(4) 28.24	59.74 31.50	1.00
3	6	FASSONE Beatrice	ITA	0.78	(3) 28.10	59.86 31.76	1.12
4	5	MARTI Anna A.	ESP	0.79	(2) 28.09	1:00.29 32.20	1.55
5	3	TRUKHANOVICH Alisa	RUS	0.86	(6) 28.34	1:01.02 32.68	2.28
6	7	YEVCHAK Anna	UKR	0.82	(5) 28.31	1:01.03 32.72	2.29
7	8	CHUSHYKINA Oleksandra	UKR	0.82	(7) 28.84	1:01.18 32.34	2.44
8	1	ARPAL Elisabeth	ESP	0.92	(8) 29.42	1:02.21 32.79	3.47

100 mariposa masculino

Final A

Event No. 32

Rank	Lane	Name	NOC Code	R.T.	50m	Time	Time Behind
1	5	ROMANI Tommaso	ITA	0.73	(1) 24.30	52.35 28.05	WR
2	4	GALDEANO Eduard	ESP	0.73	(3) 25.38	53.98 28.60	1.63
3	3	KATRANTZIS Christos	GRE	0.71	(2) 25.10	54.30 29.20	1.95
4	2	KUZNYETSOV Oleg	UKR	0.80	(5) 25.54	54.60 29.06	2.25
4	6	LEMAEV Ilya	RUS	0.79	(5) 25.54	54.60 29.06	2.25
6	1	BELLANCE Matthias	FRA	0.63	(4) 25.51	54.81 29.30	2.46
7	7	STRATIGOS Ilias	GRE	0.68	(7) 25.75	55.17 29.42	2.82
8	8	TAMBOVSKIY Andrey	RUS	0.83	(8) 26.28	56.17 29.89	3.82



4x100 estilos femenino

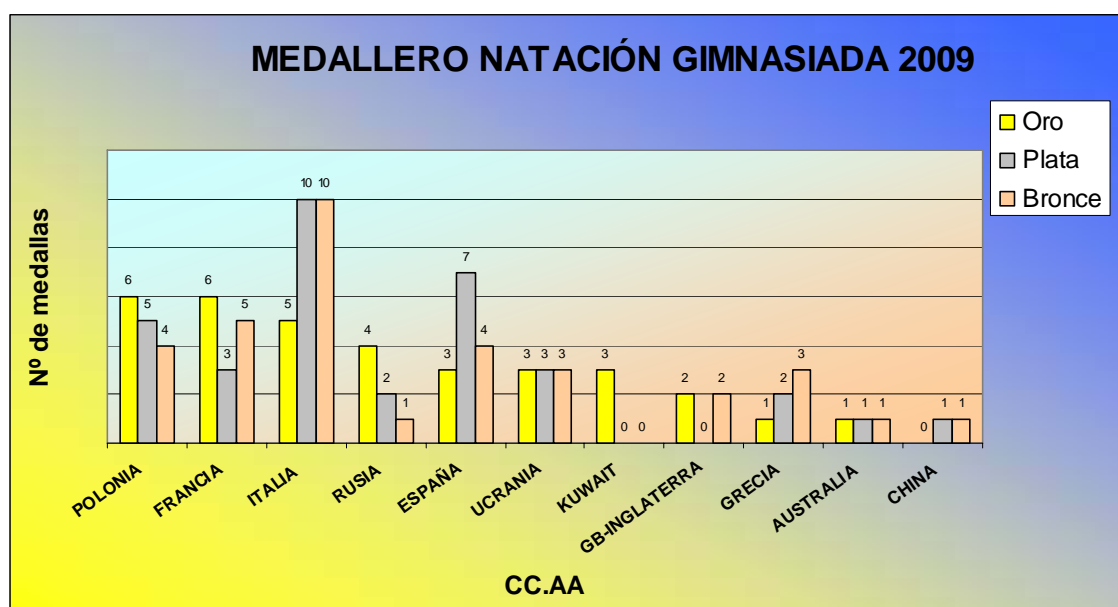
Final									Event No. 33
Rank	Lane	NOC	Name	R.T.	50m	100m	Time	Time Behind	
1	6	POL - Poland	NAZIEBLO Klaudia	0.72	30.21	1:02.16	4:08.91		WR
			ZACHOSZCZ Paulina	0.62	32.17	1:09.36	(2) 2:11.52		
			OLCZAK Mirella	0.33	28.31	1:00.14	(1) 3:11.66		
			PAWLACZEK Natalia	0.16	27.33	57.25	(1) 4:08.91		
2	4	ESP - Spain				4:10.34	1.43		
			MOYANO Cristina	0.69	30.67	1:04.60	(6) 1:04.60		
			ALVAREZ Evelyne	0.06	32.39	1:09.37	(3) 2:13.97		
			MARTI Anna A.	0.39	28.58	1:00.28	(3) 3:14.25		
3	3	FRA - France	ARPAL Elisabeth	0.30	27.21	56.09	(2) 4:10.34		
						4:11.46	2.55		
			MONMOUSSEAU Margot	0.75	31.55	1:05.16	(7) 1:05.16		
			MARTIN Adeline	0.39	33.25	1:11.18	(7) 2:16.34		
4	5	CHN - China	HENRIQUE Melanie	0.47	26.59	59.18	(4) 3:15.52		
			SCHMITT Elodie	0.31	27.15	55.94	(3) 4:11.46		
						4:13.18	4.27		
			QIAO Hong	0.60	31.10	1:03.99	(5) 1:03.99		
5	2	RUS - Russia	LIU Siwen	0.21	32.99	1:10.68	(4) 2:14.67		
			ZHAO Yuting	0.20	28.46	1:01.62	(5) 3:16.29		
			FANG Yi	0.01	27.05	56.89	(4) 4:13.18		
						4:13.64	4.73		
6	8	UKR - Ukraine	PAPUSHA Alexandra	0.66	30.67	1:03.45	(2) 1:03.45		
			DETENYUK Olga	0.28	33.85	1:12.30	(6) 2:15.75		
			TRUKHANOVIKH Alisa	0.50	28.92	1:01.25	(6) 3:17.00		
			ANDREEVA Ekaterina	0.20	27.03	56.64	(5) 4:13.64		
7	1	AUS - Australia				4:16.16	7.25		
			GRYGORENKO Kseniya	0.62	30.90	1:03.58	(3) 1:03.58		
			ILYINA Anastasiya	0.78	34.23	1:13.90	(8) 2:17.48		
			YEYCHAK Anna	0.62	28.74	1:01.19	(7) 3:18.67		
7	7	GBE - GB-England	TERESHCHENKO Mariia	0.44	26.78	57.49	(6) 4:16.16		
						4:19.16	10.25		
			BURLEIGH Shani Lee	0.65	31.00	1:05.25	(8) 1:05.25		
			KEMP Rebecca Ann	0.42	32.56	1:10.12	(5) 2:15.37		
7	7	GBE - GB-England	RAMSAY Meagan Leigh	0.16	29.18	1:05.02	(8) 3:20.39		
			GAYNOR Katherine Ann	0.34	27.72	58.77	(7) 4:19.16		
						DSQ			
			WILLIS Kathryn	0.65	30.95	1:03.83	(4) 1:03.83		
7	7	GBE - GB-England	BUSHELL Achieng	0.19	29.72	1:06.22	(1) 2:10.05		
			DAWSON Laura	0.31	28.75	1:02.98	(2) 3:13.03		
			HOOPER Alex						

4x100 estilos masculino

Final									Event No. 34
Rank	Lane	NOC	Name	R.T.	50m	100m	Time	Time Behind	
1	4	ITA - Italy	BELLOCHIO Giuseppe	0.56	27.86	57.10	3:41.10		WR
			BIZZARRI Flavio	0.38	29.15	1:01.73	(2) 1:58.83		
			ROMANI Tommaso	0.42	24.18	52.22	(1) 2:51.05		
			TORLAI Alessio	0.21	23.45	50.05	(1) 3:41.10		
2	5	GRE - Greece				3:43.10	2.00		
			THEOCHARIDIS Alexandros	0.74	27.86	57.53	(5) 57.53		
			KARPOUZLIS Ioannis	0.18	27.95	1:01.12	(1) 1:58.65		
			KATRANTZIS Christos	0.51	25.48	53.80	(2) 2:52.45		
3	6	POL - Poland	MIMIKAKOS Panagiotis	0.49	24.31	50.65	(2) 3:43.10		
						3:44.54	3.44		
			WYSOCZYNSKI Mateusz	0.74	27.53	56.48	(1) 56.48		
			PACHOLCZYK Mateusz	0.42	29.65	1:03.89	(4) 2:00.37		
4	8	RUS - Russia	LUCZAK Piotr	0.42	25.06	54.31	(4) 2:54.68		
			WERNER Pawel	0.37	23.80	49.86	(3) 3:44.54		
						3:46.12	5.02		
			VORZHEV Maxim	0.62	28.61	59.58	(8) 59.58		
5	3	ESP - Spain	LOBANOV Anton	0.31	27.61	59.56	(3) 1:59.14		
			LEMAEV Ilya	0.44	25.34	54.24	(3) 2:53.38		
			KOSHELEV Maxim	0.37	25.00	52.74	(4) 3:46.12		
						3:48.05	6.95		
6	1	UKR - Ukraine	MCMANEMY Matthew	0.74	27.82	57.22	(4) 57.22		
			PERELLO Marc	0.16	30.56	1:05.29	(7) 2:02.51		
			GALDEANO Eduard	0.35	25.69	54.92	(5) 2:57.43		
			RODRIGUEZ Gerard	0.21	24.13	50.62	(5) 3:48.05		
7	2	FRA - France				3:48.86	7.76		
			KOVBASA Andriy	0.70	27.70	57.06	(2) 57.06		
			FEDYNA Rostyslav	0.31	29.43	1:04.47	(5) 2:01.53		
			LEMESHKO Lyubomyr	0.66	26.24	56.08	(7) 2:57.61		
8	7	CHN - China	GLAZUNOV Ilya	0.23	24.46	51.25	(6) 3:48.86		
						3:49.26	8.16		
			GOYETCHE Julien Pierre	0.70	28.19	58.35	(7) 58.35		
			PERISSER Patrick	0.61	29.97	1:03.54	(6) 2:01.89		
8	7	CHN - China	BELLANCE Matthias	0.56	26.25	55.59	(6) 2:57.48		
			MIGNON Clement	0.43	24.68	51.78	(7) 3:49.26		
						3:51.42	10.32		
			DUAN Qiong	0.59	27.93	58.15	(6) 58.15		
8	7	CHN - China	WANG Ximing	0.61	30.05	1:04.78	(8) 2:02.93		
			DONG Xulei	0.40	25.48	56.05	(8) 2:58.98		
			LIU Zhaochen	0.59	25.53	52.44	(8) 3:51.42		

MEDALLERO NATACIÓN

MEDALLERO NATACIÓN GIMNASIADA 2009 (23 países inscritos)	NATACIÓN MASCULINA				NATACIÓN FEMENINA				TOTALES			
	O	P	B	T	O	P	B	T	O	P	B	T
1º POLONIA	1	3	2	6	5	2	2	9	6	5	4	15
2º FRANCIA		2	3	5	6	1	2	9	6	3	5	14
3º ITALIA	4	4	5	13	1	6	5	12	5	10	10	25
4º RUSIA	2	1		3	2	1	1	4	4	2	1	7
5º ESPAÑA	3	4	1	8		3	3	6	3	7	4	14
6º UCRANIA	2	1	1	4	1	2	2	5	3	3	3	9
7º KUWAIT	3			3				0	3	0	0	3
8º GB-INGLATERRA	1		2	3	1			1	2	0	2	4
9º GRECIA	1	2	2	5			1	1	1	2	3	6
10º AUSTRALIA			1	1	1	1		2	1	1	1	3
11º CHINA				0		1	1	2	0	1	1	2
TOTALES	17	17	17	51	17	17	17	51	34	34	34	102









GIMNASIA ARTÍSTICA

España participó solo en la categoría masculina, obteniendo 4 medallas de plata y 1 de bronce:







Plata: Néstor Abad, Roberto Álvarez, Fabián González y Alberto Tallón
(clasificación general por equipos)
Fabián González (General Individual, Suelo y Barra)

Bronce: Fabián González (Salto)

GENERAL POR EQUIPOS

Rank	NOC							Total
1	UKR - Ukraine	<u>40.950</u> (7)	37.900 (7)	42.100 (1)	45.200 (1)	42.150 (1)	39.800 (2)	248.100
2	ESP - Spain	<u>41.500</u> (6)	38.950 (3)	40.350 (3)	44.950 (5)	39.150 (8)	40.200 (1)	245.100
3	GBE - Great Britain - England	<u>41.950</u> (1)	39.450 (2)	40.050 (4)	43.550 (9)	40.950 (2)	38.450 (6)	244.400
4	ITA - Italy	<u>40.150</u> (9)	38.450 (5)	39.900 (5)	45.000 (4)	40.250 (4)	39.150 (3)	242.900
5	FRA - France	<u>41.700</u> (3)	38.700 (4)	39.000 (7)	44.650 (7)	39.050 (9)	38.550 (4)	241.650
6	BRA - Brazil	41.850 (2)	36.400 (9)	<u>38.800</u> (8)	45.200 (1)	40.400 (3)	38.150 (7)	240.800
7	RUS - Russia	<u>41.550</u> (5)	38.000 (6)	40.550 (2)	43.200 (10)	37.850 (13)	38.500 (5)	239.650
8	GRE - Greece	<u>40.750</u> (8)	36.600 (8)	39.400 (6)	44.950 (5)	40.150 (5)	36.750 (11)	238.600
9	TPE - Chinese Taipei	<u>39.850</u> (11)	39.850 (1)	38.600 (9)	43.050 (11)	39.200 (7)	36.750 (11)	237.300
10	BFL - Belgium - Flammish Com.	<u>41.600</u> (4)	32.850 (14)	37.850 (10)	45.200 (1)	38.750 (10)	38.050 (8)	234.300
11	CYP - Cyprus	<u>39.300</u> (14)	33.350 (13)	37.300 (11)	41.300 (15)	40.050 (6)	37.850 (9)	229.150
12	FIN - Finland	<u>40.050</u> (10)	32.750 (15)	35.000 (14)	43.600 (8)	38.250 (12)	36.950 (10)	226.600
13	GER - Germany	<u>39.800</u> (12)	35.200 (11)	34.650 (15)	40.400 (16)	38.350 (11)	36.700 (13)	225.100
14	BFC - Belgium - French Com.	<u>39.400</u> (13)	35.950 (10)	35.300 (13)	39.450 (19)	36.150 (16)	33.850 (17)	220.100
15	DEN - Denmark	<u>39.000</u> (15)	32.500 (16)	34.500 (16)	42.350 (13)	37.650 (14)	34.050 (16)	220.050
16	TUR - Turkey	<u>38.950</u> (16)	30.150 (17)	36.150 (12)	42.800 (12)	36.650 (15)	34.900 (15)	219.600
17	IND - India	<u>36.650</u> (19)	35.150 (12)	33.400 (17)	41.400 (14)	34.600 (17)	36.200 (14)	217.400
18	KUW - Kuwait	<u>37.100</u> (17)	23.650 (19)	29.300 (19)	39.750 (17)	31.550 (19)	32.100 (18)	193.450
19	KSA - Saudi Arabia	<u>36.700</u> (18)	27.050 (18)	29.400 (18)	39.500 (18)	32.500 (18)	27.300 (19)	192.450

GENERAL INDIVIDUAL

Rank	Bib	Name	NOC Code							Total
1	114	SASAKI Sergio	BRA	14.700	13.150	13.800	16.150	13.900	13.700	85.400
2	129	GONZALEZ VIDAL F.	ESP	14.250	13.500	12.800	14.850	13.700	13.750	82.850
3	199	STEPKO Oleg	UKR	13.950	11.850	14.150	14.850	14.500	13.000	82.300
4	143	MACKENZIE Cameron	GBE	13.950	12.850	13.550	14.550	13.800	13.000	81.700
5	141	BAINES Frank	GBE	14.400	13.300	12.900	14.000	13.750	12.850	81.200
6	127	ABAD SAN JUAN Nestor	ESP	13.700	11.250	13.500	15.600	12.850	14.000	80.900
7	156	BABOS Adam	HUN	13.750	13.800	12.700	14.500	13.450	12.650	80.850
8	153	CHATZIEFSTATHIOU G.	GRE	13.250	13.400	13.050	14.600	13.750	12.750	80.800

FINALES POR APARATOS

SUELO

Rank	Bib	Name	NOC Code	D Score	E Score	Pen	Total
1	114	SASAKI Sergio	BRA	5.700	8.925	0.1	14.525
2	129	GONZALEZ VIDAL F.	ESP	5.300	9.075		14.375
3	141	BAINES Frank	GBE	5.000	9.300		14.300
4	140	ZONA Jim	FRA	5.300	9.025	0.1	14.225
5	107	KENIS Daan	BFL	4.900	9.075		13.975
6	110	VOLKAERT Siemon	BFL	5.100	8.800		13.900
7	182	ANDREEV Mikhail	RUS	4.600	9.200		13.800
8	139	VANACKER Mathieu	FRA	5.000	8.600	0.4	13.200

CABALLO CON ARCO

Rank	Bib	Name	NOC Code	D Score	E Score	Pen	Total
1	191	CHUNG Kai-Yu	TPE	5.300	8.550		13.850
2	141	BAINES Frank	GBE	5.000	8.750		13.750
3	190	CHEN I-Hsiang	TPE	5.300	8.400		13.700
4	153	CHATZIEFSTATHIOU G.	GRE	4.700	8.850		13.550
5	163	DE VECCHIS Tommaso	ITA	4.500	8.825		13.325
6	144	TULLOCH Courtney	GBE	4.400	8.800		13.200
7	156	BABOS Adam	HUN	5.000	8.025		13.025
8	129	GONZALEZ VIDAL F.	ESP	5.200	6.100		11.300

ANILLAS


Rank	Bib	Name	NOC Code	D Score	E Score	Pen	Total
1	183	CHEREPANOV Victor	RUS	4.800	9.025		13.825
1	114	SASAKI Sergio	BRA	4.800	9.025		13.825
3	202	YUDENKOV Yevgen	UKR	4.900	8.700		13.600
4	144	TULLOCH Courtney	GBE	4.800	8.700		13.500
5	130	TALLON FERNANDEZ A.	ESP	4.800	8.675		13.475
6	118	KRASIAS Dimitris	CYP	5.000	8.175		13.175
7	192	HSU Ping-Chien	TPE	4.600	8.250		12.850
8	199	STEPKO Oleg	UKR	4.900	7.600		12.500

SALTO

Rank	Bib	Name	NOC Code	Vault	D Score	E Score	Pen.	Vault	Total
1	114	SASAKI Sergio	BRA	1	6.600	9.525		16.125	15.925
				2	6.200	9.525		15.725	
2	115	QU Ruiyang	CHN	1	6.600	9.400		16.000	15.737
				2	6.200	9.375	0.1	15.475	
3	129	GONZALEZ VIDAL F.	ESP	1	6.200	9.575		15.775	15.537
				2	5.800	9.500		15.300	
4	127	ABAD SAN JUAN Nestor	ESP	1	6.200	9.500		15.700	15.325
				2	5.400	9.550		14.950	
5	108	THYS Tomas	BFL	1	6.200	9.150	0.1	15.250	15.125
				2	5.800	9.200		15.000	
6	132	LAULUMAA Petrus	FIN	1	6.200	9.250	0.1	15.350	15.050
				2	5.400	9.350		14.750	
7	165	LODADIO Marco	ITA	1	6.600	8.250		14.850	14.712
				2	5.400	9.175		14.575	
8	194	ARICAN Ferhat	TUR	1	6.200	9.350		15.550	14.450
				2	5.400	7.950		13.350	

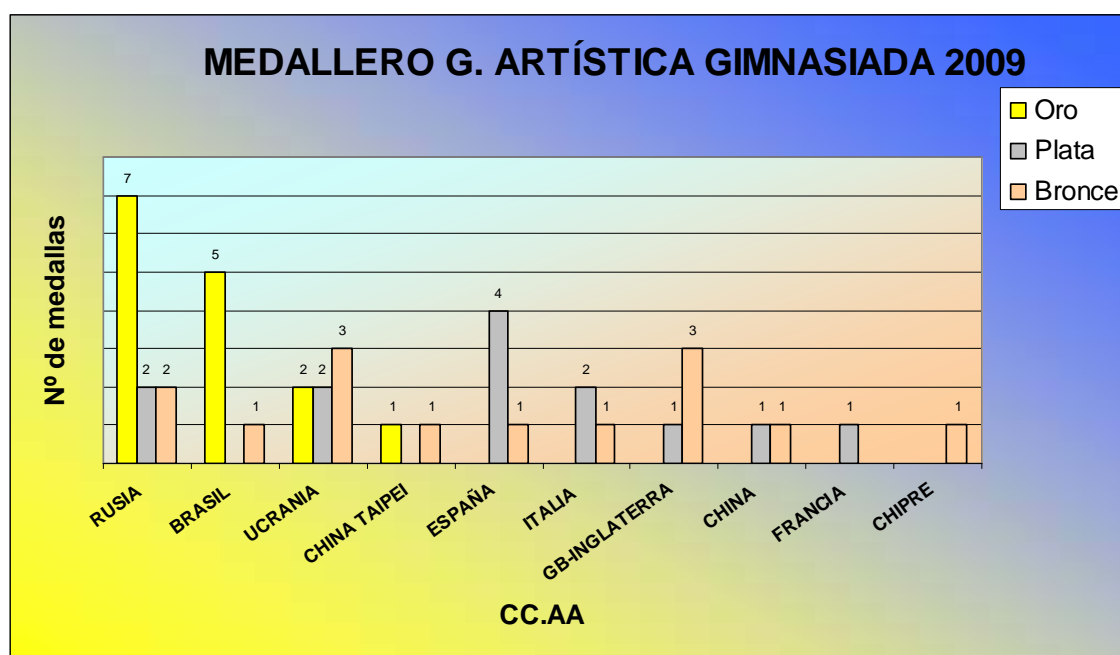
PARALELAS

Rank	Bib	Name	NOC Code	D Score	E Score	Pen	Total
1	114	SASAKI Sergio	BRA	5.300	8.900		14.200
2	129	GONZALEZ VIDAL F.	ESP	5.600	8.525		14.125
3	118	KRASIAS Dimitris	CYP	5.100	8.850		13.950
4	198	SEMIANKIV Maksym	UKR	4.900	8.500		13.400
5	127	ABAD SAN JUAN Nestor	ESP	4.900	8.250		13.150
6	166	POLINI Giancarlo	ITA	4.400	8.700		13.100
7	115	QU Ruiyang	CHN	4.500	8.350		12.850
8	182	ANDREEV Mikhail	RUS	4.600	8.225		12.825



MEDALLERO GIMNASIA ARTÍSTICA

MEDALLERO GIMNASIA ARTÍSTICA GIMNASIADA 2009 19 países inscritos)	GIMNASIA ARTÍSTICA			
	O	P	B	Total
1º RUSIA	7	2	2	11
2º BRASIL	5		1	6
3º UCRANIA	2	2	3	7
4º CHINA TAIPEI	1		1	2
5º ESPAÑA		4	1	5
6º ITALIA		2	1	3
7º GB-INGLATERRA		1	3	4
8º CHINA		1	1	2
9º FRANCIA		1		1
10º CHIPRE			1	1
TOTALES	15	13	14	42







GIMNASIA RÍTMICA

España participó en categoría individual por aparatos, obteniendo 1 medalla de bronce:

Bronce: Julia Usón (Pelota)

GENERAL POR EQUIPOS

Rank	NOC					Total
1	RUS - Russia	72.850 (2)	73.050 (1)	74.075 (1)	72.925 (1)	246.175
2	UKR - Ukraine	73.025 (1)	71.675 (2)	72.125 (2)	71.300 (2)	242.625
3	CYP - Cyprus	68.275 (4)	68.525 (4)	69.550 (3)	66.950 (5)	229.700
4	ITA - Italy	66.900 (6)	69.175 (3)	68.350 (4)	67.525 (3)	229.000
5	ESP - Spain	67.175 (5)	66.675 (5)	67.400 (6)	67.075 (4)	226.325
6	TUR - Turkey	68.375 (3)	66.625 (6)	68.325 (5)	62.150 (8)	224.575
7	KAZ - Kazakhstan	65.350 (7)	63.750 (7)	64.800 (8)	65.575 (6)	217.125
8	UZB - Uzbekistan	64.825 (8)	61.450 (9)	65.400 (7)	65.100 (7)	216.075
9	FRA - France	59.675 (10)	61.800 (8)	61.200 (10)	60.175 (9)	204.100
10	HUN - Hungary	59.850 (9)	59.725 (10)	59.450 (12)	57.675 (11)	199.325
11	GBE - Great Britain - England	55.800 (12)	59.450 (11)	60.050 (11)	58.775 (10)	198.725
12	BRA - Brazil	59.250 (11)	56.400 (12)	61.525 (9)	57.250 (12)	198.475
13	QAT - Qatar	51.625 (13)	54.250 (13)	47.225 (13)	52.300 (13)	175.625
14	IND - India	42.650 (14)	41.375 (14)	43.825 (14)	40.650 (14)	141.950

GENERAL INDIVIDUAL

Qualifying Order	Bib	Name	NOC Code	Qualification Score	Qual. Rank
1	40	MERKULOVA Alexandra	RUS	74.725	(1)
2	41	TKACHENKO Valeria	RUS	74.575	(2)
3	50	RIZATDINOVA Ganna	UKR	73.375	(3)
4	49	MAZUR Viktoriia	UKR	72.675	(4)
5	29	FEBBO Federica	ITA	69.725	(8)
6	9	ONOPKO ONOPKO Eugenia	ESP	69.550	(9)
7	10	USON CARVAJAL Julia	ESP	69.425	(10)
8	5	CHRISTOU Kyriaki	CYP	69.325	(11)

FINALES POR APARATOS

CUERDA

Rank	Name	NOC Code	Difficulty		Artistic	Execution	Pen.	Total	
			(D1 + D2)	/2					
1	MERKULOVA Alexandra	RUS	6.800	9.400	8.100	8.650	8.900	0.20	25.450
2	RIZATDINOVA Ganna	UKR	6.800	8.850	7.825	8.600	8.700		25.125
3	OZKEBAPCI Gozde	TUR	6.400	9.000	7.700	8.550	8.100		24.350
4	TRUBNIKOVA Anna	RUS	6.800	8.900	7.850	8.150	8.200		24.200
5	ZAHORODNYA Tetyana	UKR	6.100	8.850	7.475	8.350	8.100		23.925
6	USON CARVAJAL Julia	ESP	6.200	8.300	7.250	8.100	8.000		23.350
7	TRIKOMITI C.	CYP	5.700	8.600	7.150	8.100	7.850		23.100
8	ONOPKO ONOPKO E.	ESP	5.200	8.300	6.750	8.250	8.000		23.000

ARO

Rank	Name	NOC Code	Difficulty		Artistic	Execution	Pen.	Total	
			(D1 + D2)	/2					
1	RIZATDINOVA Ganna	UKR	6.800	9.500	8.150	8.750	9.150		26.050
2	TKACHENKO Valeria	RUS	7.000	9.050	8.025	8.800	9.050		25.875
3	MERKULOVA Alexandra	RUS	6.500	8.950	7.725	8.950	9.000	0.05	25.625
4	ZAHORODNYA Tetyana	UKR	6.600	9.300	7.950	8.350	8.600		24.900
5	CHRISTOU Kyriaki	CYP	6.600	8.500	7.550	8.150	8.550		24.250
6	FEBBO Federica	ITA	6.600	7.500	7.050	8.250	8.500		23.800
7	ONOPKO ONOPKO E.	ESP	5.200	7.900	6.550	8.500	8.500	0.10	23.450
8	STEFANESCU Andreea	ITA	6.400	7.500	6.950	8.050	8.150		23.150

PELOTA

Rank	Name	NOC Code	Difficulty		Artistic	Execution	Pen.	Total	
			(D1 + D2)	/2					
1	MERKULOVA Alexandra	RUS	6.300	9.500	7.900	8.550	9.200		25.650
2	SHYNKARENKO V.	UKR	6.600	9.100	7.850	8.600	8.800	0.05	25.200
3	USON CARVAJAL Julia	ESP	5.900	8.950	7.425	8.550	8.650		24.625
4	CHRISTOU Kyriaki	CYP	6.200	8.800	7.500	8.300	8.500		24.300
5	MAZUR Viktoriia	UKR	6.300	8.300	7.300	8.350	8.550		24.200
6	TKACHENKO Valeria	RUS	5.300	9.000	7.150	8.450	8.550	0.10	24.050
7	FEBBO Federica	ITA	5.900	8.300	7.100	8.400	8.400	0.10	23.800
8	NEZIROGLU Burcin	TUR	5.200	8.100	6.650	8.450	8.600		23.700

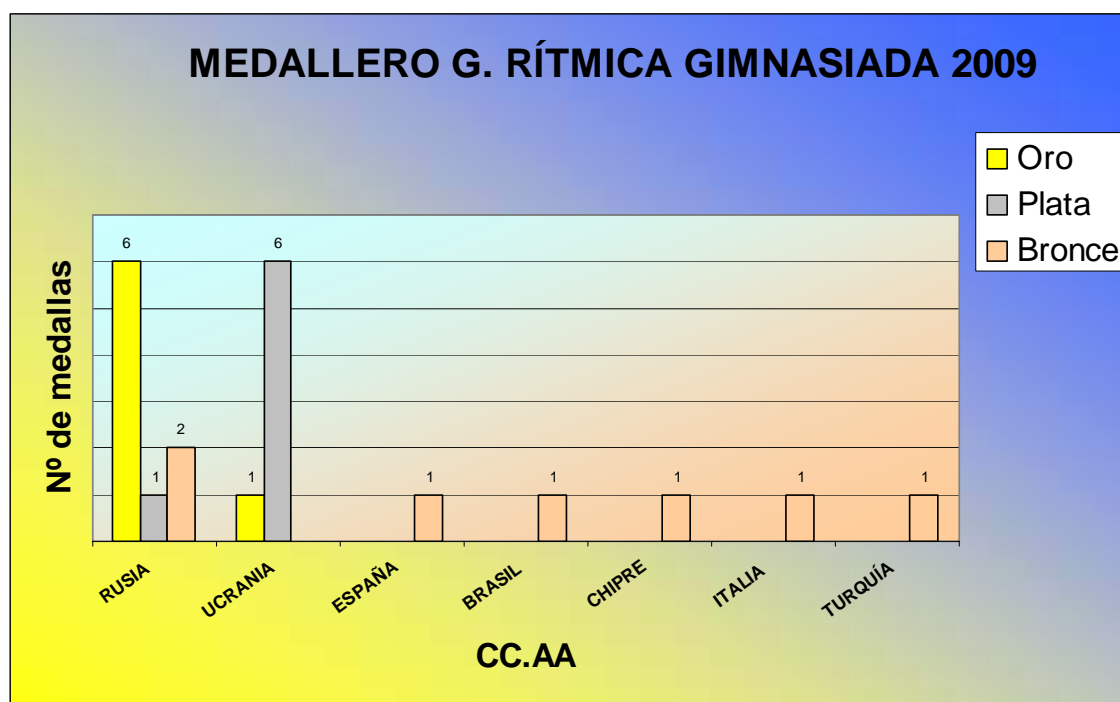
MAZAS

Rank	Name	NOC Code	Difficulty		Artistic	Execution	Pen.	Total	
			(D1 + D2)	/2					
1	TKACHENKO Valeria	RUS	6.700	9.500	8.100	8.550	8.800	25.450	
2	ZAHORODNYA Tetyana	UKR	5.700	8.800	7.250	8.550	8.950	24.750	
3	DI BATTISTA Chiara	ITA	6.400	8.300	7.350	8.500	8.550	24.400	
4	TRIKOMITI C.	CYP	5.850	9.000	7.425	8.450	8.500	24.375	
5	GALINA Adel	RUS	6.100	8.000	7.050	8.700	8.500	0.10	24.150
6	MAZUR Viktoriia	UKR	5.250	8.500	6.875	8.500	8.750	0.05	24.075
7	ONOPKO ONOPKO E.	ESP	5.500	8.200	6.850	8.300	8.000		23.150
8	USON CARVAJAL Julia	ESP	5.100	7.050	6.075	8.100	7.850		22.025



MEDALLERO GIMNASIA RÍTMICA

MEDALLERO GIMNASIA RÍTMICA GIMNASIADA 2009 (14 países inscritos)	GIMNASIA ARTÍSTICA			
	O	P	B	Total
1º RUSIA	6	1	2	9
2º UCRANIA	1	6		7
3º ESPAÑA			1	1
BRASIL			1	1
CHIPRE			1	1
ITALIA			1	1
TURQUÍA			1	1
TOTALES	7	7	7	21



MEDALLERO GENERAL GIMNASIADA 2009

MEDALLERO GIMNASIADA 2009 (40 países inscritos)	GIMNASIADA 2009			
	O	P	B	Total
1º RUSIA	20	10	11	41
2º FRANCIA	12	8	10	30
3º ITALIA	10	16	17	43
4º UCRANIA	9	14	8	31
5º POLONIA	6	5	4	15
6º GB-INGLATERRA	5	2	6	13
7º BRASIL	5	2	2	9
8º ESPAÑA	4	14	7	25
9º CHINA	3	6	3	12
10º AUSTRALIA	3	1	1	5
11º KUWAIT	3	1	0	4
12º CHINA TAIPEI	2	2	3	7
13º HUNGRÍA	2	1	5	8
14º QATAR	2	0	1	3
15º GRECIA	1	3	3	7
16º CHIPRE	1	1	4	6
17º ESTONIA	1	1	1	3
18º ARABIA SAUDÍ	1	1	0	2
19º INDIA	0	1	0	1
LUXEMBURGO	0	1	0	1
21º TURQUÍA	0	0	2	2
TOTALES	90	90	88	268

