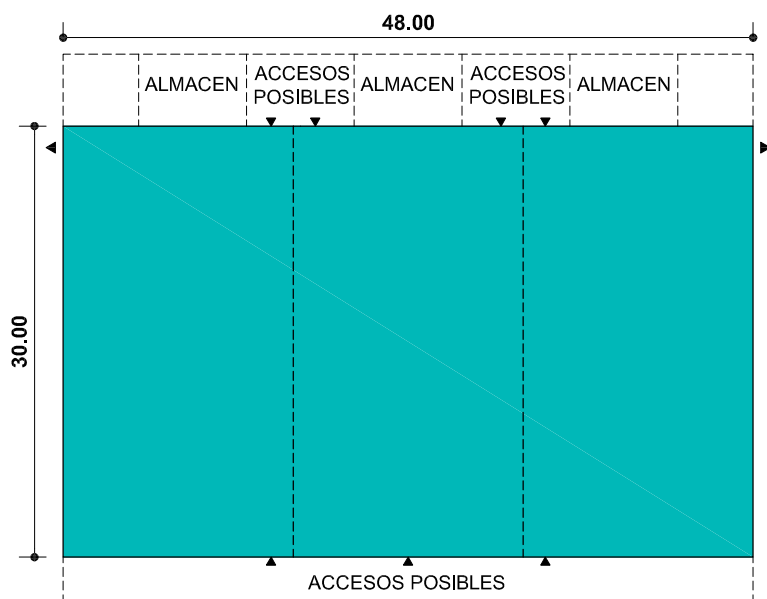
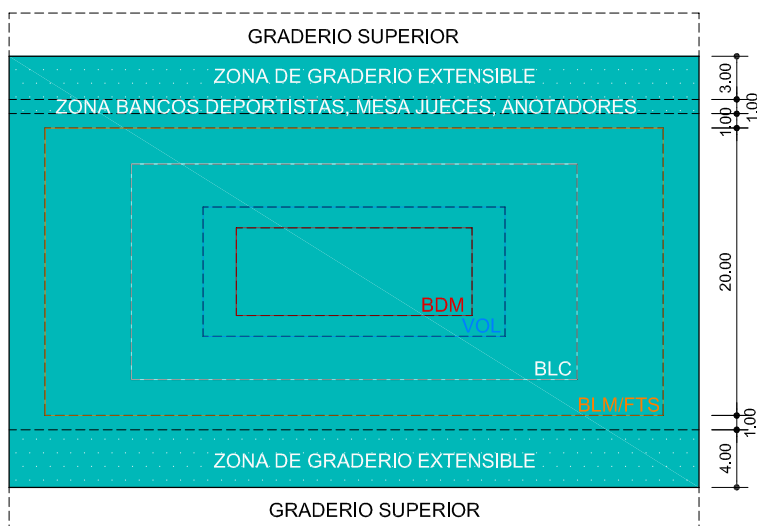


<b>NIDE</b> 2005	<b>P</b> NORMA DE PROYECTO	<b>SALAS Y PABELLONES</b>	<b>SP</b>
---------------------	-------------------------------	---------------------------	-----------

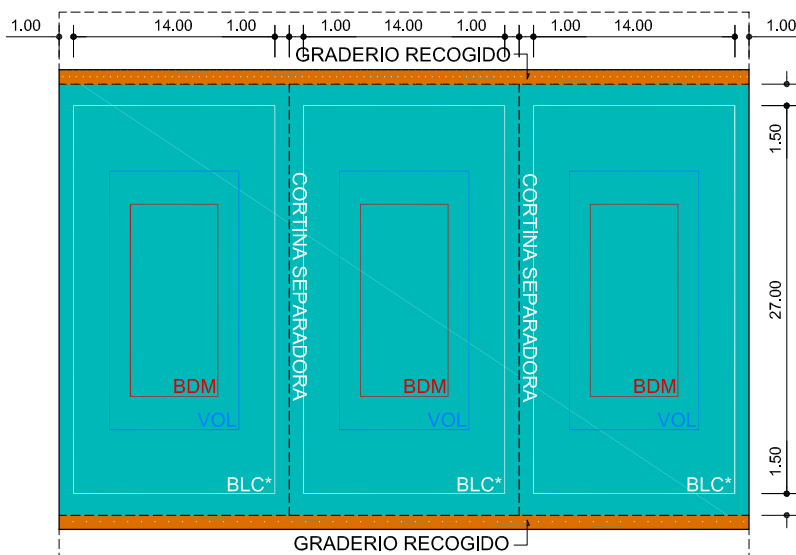


**PABELLON POLIDEPORTIVO**  
PB1 (30x48x7.5-9) 1440m<sup>2</sup>



**CAMPOS PRINCIPALES**  
PB1 (30x48x7.5-9) 1440m<sup>2</sup>

- BDM BADMINTON
- BLC BALONCESTO
- BLM BALONMANO
- VOL VOLEIBOL
- FTS FUTBOL SALA



**CAMPOS TRANSVERSALES**  
PB1 (30x48x7.5-9) 1440m<sup>2</sup>

- BDM BADMINTON
- BLC\* BALONCESTO REDUCIDO (NO REGLAMENTARIO)
- VOL VOLEIBOL

**PABELLONES POLIDEPORTIVOS**  
**ESQUEMAS DE UTILIZACION FUNDAMENTALES**  
**SP-4**

Cotas en metros